



Solutions. For Life.

PRODUCT PORTFOLIO

# Valves | Actuators | Automation



# Type Series Index

ACTAIR ECO	68	ECOLINE GLV 150-300	30	PROFIN VT2L	61
ACTAIR EVO	68	ECOLINE GT 40	41	PROFIN VT3	62
AKG-A/AKGS-A	42	ECOLINE GTB 150-600	43		
AKR/AKRS	51	ECOLINE GTB 800	43	QuarterTurn AQ, AQL / SQ	67
AMTROBOX	72	ECOLINE GTC 150-600	43		
AMTROBOX ATEX Zone 22	73	ECOLINE GTF 150-600	44	RGS	48
AMTROBOX Ex ia	73	ECOLINE GTF 800	44	RJN	50
AMTROBOX M	73	ECOLINE GTM	41	RYN	50
AMTROBOX R	73	ECOLINE GTR-N	42		
AMTROBOX R Ex ia	73	ECOLINE GTR-T	42	S/SR/SP	66
AMTRONIC U	74	ECOLINE GTV 150-300	44	SERIE 2000	51
AMTRONIC U Ex ia	74	ECOLINE PTF 150-600	49	SICCA 150-2500 GTF	45
APORIS-DEB02	57	ECOLINE PTF 800	49	SICCA 150-4500 GLF	31
		ECOLINE SCC 150-600	52	SICCA 150-4500 PCF	49
BOACHEM-FSA	54	ECOLINE SCF 150-600	52	SICCA 150-600 GLC	31
BOACHEM-RXA	48	ECOLINE SCF 800	52	SICCA 150-600 GTC	44
BOACHEM-ZXA	29	ECOLINE SCV 150-300	52	SICCA 150-600 SCC	53
BOACHEM-ZXAB/ZYAB	27	ECOLINE SP	41	SICCA 900-2500 GLC	31
BOA-Compact	25	ECOLINE VA16	29	SICCA 900-3600 GTC	44
BOA-Compact EKB	25	ECOLINE WT/WTI	50	SICCA 900-3600 SCC	53
BOA-Control DPR	37	EMO	71	SISTO-16	62
BOA-Control PIC	37			SISTO-16RGAMaXX	63
BOA-Control SBV	36	HERA-BD	46	SISTO-16S	63
BOA-Control/BOA-Control IMS	37	HERA-BDS	46	SISTO-16TWA	63
BOA-CVE C/CS/W/IMS/EKB/IMS EKB	32	HERA-BHT	46	SISTO-20	63
BOA-CVE H	33	HERA-SH	46	SISTO-20NA	64
BOA-CVP H	33	HQ EVO	68	SISTO-C	64
BOA-H	26			SISTO-DLAP	70
BOA-H/HE/HV/HEV	26	ISORIA 10/16	56	SISTO-DrainNA	64
BOA-MP	72	ISORIA 20/25	56	SISTO-KB	62
BOA-R	47			SISTO-KRVNA	40
BOA-RFV	47	KE	57	SISTO-LAE	67
BOA-RPL/RPL F-F	47			SISTO-LAP	69
BOA-RVK	47	MA	67	SISTO-LAP.520	70
BOA-S	54	MAMMOUTH	56	SISTO-RSK/RSKS	51
BOA-SuperCompact	25	MC	66	SISTO-RSKNA	53
BOA-Systronic ePIC	38	MIL 10000	33	SISTO-SK-i.310	74
BOATRONIC 100/BOATRONIC 100 MOD	72	MIL 21000	33	SISTO-VentNA	40
BOAVENT-AVF	39	MIL 27000	34	SMARTRONIC U AS-i	75
BOAVENT-SIF	39	MIL 29000	34	SMARTRONIC U MA	75
BOAVENT-SVA	39	MIL 35500	34	SMARTRONIC U PC	75
BOAVENT-SVF	40	MIL 37-38	70	STAAL 100 AKD/AKDS	42
BOA-W	25	MIL 41000	34	STAAL 100 AKK/AKKS	51
BOAX-B	56	MIL 50000	34	STAAL 40 AKD/AKDS	42
BOAX-CBV13	55	MIL 67-68	70	STAAL 40 AKK/AKKS	50
BOAX-S/SF	55	MIL 70000	35		
		MIL 71000	35	TRIODIS 150	58
CLOSSIA	59	MIL 76000	35	TRIODIS 300	59
COBRA-SGP/SGO	41	MIL 77000	35	TRIODIS 600	59
COBRA-SMP	41	MIL 78000	35		
COBRA-TDC01/03	54	MIL 81000	36	UGS	45
CONDA-VLC	38	MIL 90000	36		
CONDA-VRC	38	MIL 91000	36	ZJSVA/ZXSVA	40
CONDA-VSM	39	MIL 95-96	71	ZJSVM/RJSVM	64
CR/CM	66	MP-CI/MP-II	60	ZRN	53
		MS	66	ZRS	51
DANAIS 150	57	MultiTurn SA+GS / SAR+GS	67	ZTN	45
DANAIS CRYO	58			ZTS	43
DANAIS CRYO AIR	58	NORI 160 RXL/RXS	48	ZXN/ZYN	32
DANAIS MTII	58	NORI 160 ZXL/ZXS	28	ZXNB	32
DUALIS	60	NORI 160 ZXLF/ZXSf	28	ZXNVB	32
DYNACTAIR ECO	69	NORI 320 ZXSv	29		
DYNACTAIR EVO	69	NORI 40 FSL/FSS	54		
		NORI 40 RXL/RXS	48		
ECOLINE BLC 1000	61	NORI 40 ZXL/ZXS	28		
ECOLINE BLT 150-300	61	NORI 40 ZXLB/ZXSB	26		
ECOLINE FYC 150-600	55	NORI 40 ZXLBV/ZXSbv	26		
ECOLINE FYF 800	55	NORI 40 ZXLf/ZXSf	28		
ECOLINE GE1/GE2/GE3	65	NORI 40 ZYLB/ZYSB	27		
ECOLINE GE4	65	NORI 500 ZXSv	29		
ECOLINE GLB 150-600	27	NUCA globe valves	31		
ECOLINE GLB 800	27	NUCA lift check valves	49		
ECOLINE GLC 150-600	30				
ECOLINE GLF 150-600	30	PROFIN Si3	61		
ECOLINE GLF 800	30	PROFIN VT1	60		

# Our goal: Quality down to the smallest detail

At KSB, customer satisfaction, safety and reliability take top priority when it comes to quality assurance. Besides ensuring compliance with international quality standards, all KSB pumps and valves have to fulfil even higher internal quality standards.

Our integrated quality management system includes a detailed evaluation process for our production sites and suppliers worldwide. As a KSB customer, you can therefore rest assured that no matter where or when you order, you will always experience consistently high quality. Thanks to our continuous improvement process, we produce pumps and valves with a long service life, excellent efficiency and low wear – as guaranteed by our internal certification system and the “Made by KSB” quality seal.

## How KSB puts quality into daily practice

- Quality is when our customers are satisfied: We focus all of our efforts on our customers. Our global customer satisfaction analysis shows us how well we’re doing.
- Quality is what every employee delivers: Everyone at KSB plays a part in creating a positive customer experience. To ensure the best results, all employees undergo continuous professional development.
- Quality is how processes interlock: We continuously check and improve work processes and the working environment.
- Quality is what our supply chain contributes: We set our quality targets in cooperation with our partners. This helps us raise quality across the entire supply chain to the highest level.
- Quality is how mistakes are dealt with: If we detect quality deviations, we determine the causes in order to eliminate them permanently.



As a signatory to the United Nations Global Compact, KSB is committed to the ten principles of the international community in the areas of human rights, labour standards, environmental protection and anti-corruption.



# KSB – Your Global Partner for Smart Solutions and Reliable Service

**KSB is much more than a manufacturer of pumps and valves. Active around the world with sites in more than 100 countries and with a close-knit network of service centres and authorised partners, we are always close by, whether it's consultation, servicing or fast spare parts supply you're looking for. Our local presence means short distances, fast response times, and contact persons who speak your language– literally and figuratively.**

## **Trust through experience: in-depth consultation**

Decades of experience and our well-founded application know-how make us a reliable partner for your projects. Whether in industry, water engineering, building services or energy supply: We are familiar with the requirements and can offer you competent and solution-oriented advice. Quality is our top measure of success, in technology and engineering as well as in personal exchange.



### Digital pathways: modern purchasing options and smart tools

Our customers not only benefit from us being physically close by; they also enjoy our digital solutions that make their day-to-day work easier. Via MyKSB, our digital customer portal, you can conveniently configure, order and manage products. With intelligent selection software, interactive planning aids, video instructions, specialist technical information to download and online seminars we offer you practice-based support – anytime, anywhere. The KSB SupremeServ Academy supplements this offer with professional training sessions for your staff, from the basics through to expert knowledge.

### Service throughout the entire life cycle

KSB accompanies you from the initial idea through to the last maintenance. We offer comprehensive solutions, from commissioning and servicing through to maintenance concepts specially tailored to your requirements.

System analyses help optimise the efficiency and availability of your pump systems in a targeted manner. Our monitoring service provides transparency during operation and helps detect non-conformities at an early stage to prevent any damage. If spare parts are needed they can be delivered fast from our global spare parts warehouses. By using reverse engineering we can also supply perfectly fitting non-KSB components, fast and reliably.

### Innovation that keeps things moving: smart products and solutions

For our products and solutions we use state-of-the-art technologies that offer the best and most future-oriented answer to your requirements. Efficiency, quality and sustainability are just as much a focus as are digital intelligence and continuous technical development.

Our smart pumps and valves feature modern sensors and connectivity. They enable intelligent control, support automated processes and supply valuable data for optimising your operation. This is how we create the basis for more transparency, energy efficiency and operating reliability – today and tomorrow.

A particular highlight is "Parts On Demand", our made-to-order additive manufacturing service for all industries: We manufacture tailor-made individual components and realise complex geometries, using certified materials of the highest quality. Whether a one-off component or a small batch: Parts On Demand opens up new opportunities in design and functionality.

### Focus on sustainability

With innovative technologies and responsible solutions we help you conserve resources and reduce your carbon footprint. As a responsible employer, we are committed to fair working conditions and equal opportunities worldwide.

### KSB: Solutions. For Life.

The name KSB has been synonymous with quality, reliability and the power of innovation for more than 150 years now. Today we are shaping the future of fluid technology. With you. With global strength, digital intelligence and a clear focus on your requirements.



# KSB valve brands

In addition to the KSB umbrella brand, the Group offers valves under the following brands:

## amri

### Butterfly valves

The AMRI brand is used in building services, industry, water applications and power stations. AMRI products include pneumatic, hydraulic and electric actuators as well as control systems.

## SISTO

### Diaphragm valves

The SISTO brand handles shut-off tasks in building services, industry, water applications and power stations. Under the SISTO brand name, KSB offers specialised valves for sterile processes including biotech applications.





## MIL

### Control valves

The MIL brand is used in power plants (conventional and renewable), refineries, fertiliser production, oil and gas, petrochemical and chemical industries. MIL products include control valves with pneumatic, hydraulic or electric actuators as well as automation systems.



## General Information

<b>Regional products</b>	<p>Not all depicted products are available for sale in every country. Products only available in individual regions are indicated accordingly. Please contact your sales representative for details.</p>
<b>Key to actuators</b>	<p>In the Products section the symbol ● in conjunction with the relevant letter indicates the actuator type(s) available.</p> <ul style="list-style-type: none"> <li>● m = manual (lever, handwheel, gearbox, etc.)</li> <li>● e = electric actuator</li> <li>● p = pneumatic actuator</li> <li>● h = hydraulic actuator</li> </ul>
<b>Trademark rights</b>	<p>All trademarks or company logos shown in the catalogue are protected by trademark rights owned by KSB SE &amp; Co. KGaA and/or a KSB Group company. The absence of the "®" symbol should not be interpreted to mean that the term is not a registered trademark.</p>
<b>Product information</b>	 <p>For information as per European chemicals regulation (EC) No. 1907/2006 (REACH) see <a href="https://www.ksb.com/en-global/company/corporate-responsibility/reach">https://www.ksb.com/en-global/company/corporate-responsibility/reach</a>.</p>
<b>Digital product catalogue</b>	 <p><a href="https://www.ksb.com/en-gb/global-search">https://www.ksb.com/en-gb/global-search</a></p>
<b>CAD portal</b>	 <p><a href="http://ksb.partcommunity.com">http://ksb.partcommunity.com</a></p>
<b>BIM</b>	 <p><a href="https://www.ksb.com/en-gb/software-and-know-how/configuration-tools">https://www.ksb.com/en-gb/software-and-know-how/configuration-tools</a></p>

# Valves

Design/Application	Type series	Page	Automation	Water Transport and Water Treatment	Industry	Energy Conversion	Building Services	Solids Transport	Pharmaceuticals / Food
Soft-seated globe valves to DIN/EN	BOA-SuperCompact	25	•		•		•		
	BOA-Compact	25	•		•		•		
	BOA-Compact EKB	25	•	•	•		•		
	BOA-W	25	•		•		•		
Bellows-type globe valves to DIN/EN	BOA-H	26			•	•	•		
	BOA-H/HE/HV/HEV	26	•		•	•	•		
	NORI 40 ZXLBV/ZXSBV	26			•	•	•		
	NORI 40 ZXLB/ZXSB	26	•		•	•	•		
	NORI 40 ZYLB/ZYSB	27			•	•	•		
	BOACHEM-ZXAB/ZYAB	27	•		•	•	•		
Bellows-type globe valves to ANSI/ASME	ECOLINE GLB 150-600	27	•		•	•			•
	ECOLINE GLB 800	27	•		•	•			•
Globe valves to DIN/EN with stuffing box	NORI 40 ZXL/ZXS	28			•	•	•		
	NORI 40 ZXLF/ZXSf	28	•		•	•	•		
	NORI 160 ZXL/ZXS	28			•	•			
	NORI 160 ZXLF/ZXSf	28	•		•	•			
	NORI 320 ZXSv	29			•	•			
	NORI 500 ZXSv	29	•		•	•			
	BOACHEM-ZXA	29			•		•		
	ECOLINE VA16	29			•		•		
Globe valves to ANSI/ASME with stuffing box	ECOLINE GLC 150-600	30	•		•	•			
	ECOLINE GLF 150-600	30	•		•	•			
	ECOLINE GLF 800	30	•		•	•			
	ECOLINE GLV 150-300	30	•		•	•			
	SICCA 150-600 GLC	31	•		•	•			
	SICCA 900-2500 GLC	31	•		•	•			
	SICCA 150-4500 GLF	31	•		•	•			
Globe valves for nuclear applications	NUCA globe valves	31	•			•			
	ZXNB	32	•			•			
	ZXNVB	32	•			•			
	ZYNB/ZYN	32	•			•			
Control valves to DIN/EN	BOA-CVE C/CS/W/IMS/EKB/IMS EKB	32	•	•	•		•		
	BOA-CVE H	33	•		•	•	•		
	BOA-CVP H	33	•		•	•	•		
Control valves to ANSI/ASME	MIL 10000	33	•		•				
	MIL 21000	33	•	•	•	•	•		•
	MIL 27000	34	•	•	•		•		•
	MIL 29000	34	•		•	•			•
	MIL 35500	34	•	•	•				
	MIL 41000	34	•	•	•	•			•
	MIL 50000	34	•		•				
	MIL 70000	35	•		•	•			
	MIL 71000	35	•		•	•			
	MIL 76000	35	•		•	•			
	MIL 77000	35	•		•				
	MIL 78000	35	•		•	•			
	MIL 81000	36	•		•	•			
	MIL 91000	36	•		•	•			
Automatic recirculation valves	MIL 90000	36	•		•	•			

Design/Application	Type series	Page	Automation	Water Transport and Water Treatment	Industry	Energy Conversion	Building Services	Solids Transport	Pharmaceuticals / Food
Balancing and shut-off valves to DIN/EN	BOA-Control SBV	36			•		•		
	BOA-Control/BOA-Control IMS	37	•	•	•		•		
	BOA-Control DPR	37			•		•		
	BOA-Control PIC	37	•		•		•		
	BOA-Systronic ePIC	38	•	•	•		•		
Level control valves to DIN/EN	CONDA-VLC	38		•					
Pressure reducing valves to DIN/EN	CONDA-VRC	38		•					
Pressure sustaining valves to DIN/EN	CONDA-VSM	39		•					
Air valves to DIN/EN	BOAVENT-AVF	39		•					
	BOAVENT-SIF	39		•					
	BOAVENT-SVA	39		•					
	BOAVENT-SVF	40		•					
Vent valves for nuclear applications	SISTO-VentNA	40				•	•		
	SISTO-KRVNA	40				•			
Start and stop control valves to DIN/EN	ZJSVA/ZXSVA	40	•		•	•			
Gate valves to DIN/EN	COBRA-SGP/SGO	41		•	•		•		
	COBRA-SMP	41		•	•		•		
	ECOLINE SP	41		•	•		•		
	ECOLINE GT 40	41	•		•				
	ECOLINE GTM	41	•	•	•		•		
	ECOLINE GTR-N	42	•	•	•		•		
	ECOLINE GTR-T	42	•	•	•		•		
	STAAL 40 AKD/AKDS	42	•		•	•			
	STAAL 100 AKD/AKDS	42	•		•	•			
	AKG-A/AKGS-A	42	•		•	•			
	ZTS	43	•		•	•			
Gate valves to ANSI/ASME	ECOLINE GTB 150-600	43	•		•	•			•
	ECOLINE GTB 800	43	•		•	•			•
	ECOLINE GTC 150-600	43	•		•	•			
	ECOLINE GTF 150-600	44	•		•	•			
	ECOLINE GTF 800	44	•		•	•			
	ECOLINE GTV 150-300	44	•		•	•			
	SICCA 150-600 GTC	44	•		•	•			
	SICCA 900-3600 GTC	44	•		•	•			
SICCA 150-2500 GTF	45	•		•	•				
Gate valves for nuclear applications	ZTN	45	•			•			
Body pressure relief valve	UGS	45			•	•			
Knife gate valves to DIN/EN	HERA-BD	46	•	•	•		•	•	
Knife gate valves to ANSI/ASME	HERA-BDS	46	•	•	•			•	
	HERA-BHT	46	•	•	•			•	
	HERA-SH	46	•	•	•			•	
Lift check valves to DIN/EN	BOA-RPL/RPL F-F	47		•			•		
	BOA-RFV	47		•	•		•		
	BOA-RVK	47			•	•	•		
	BOA-R	47			•	•	•		
	NORI 40 RXL/RXS	48			•	•	•		
	NORI 160 RXL/RXS	48			•	•			
	RGS	48			•	•			
BOACHEM-RXA	48			•		•			

Design/Application	Type series	Page	Automation	Water Transport and Water Treatment	Industry	Energy Conversion	Building Services	Solids Transport	Pharmaceuticals / Food
Lift check valves to ANSI/ASME	ECOLINE PTF 150-600	49			•	•			
	ECOLINE PTF 800	49			•	•			
	SICCA 150-4500 PCF	49			•	•			
Lift check valves for nuclear applications	NUCA lift check valves	49				•			
	RJN	50				•			
	RYN	50	•			•			
Swing check valves to DIN/EN	ECOLINE WT/WTI	50			•		•		
	STAAL 40 AKK/AKKS	50			•	•			
	STAAL 100 AKK/AKKS	51			•	•			
	AKR/AKRS	51			•	•			
	ZRS	51			•	•			
	SISTO-RSK/RSKS	51		•	•	•	•	•	
	SERIE 2000	51		•	•		•		
Swing check valves to ANSI/ASME	ECOLINE SCC 150-600	52			•	•			
	ECOLINE SCF 150-600	52			•	•			
	ECOLINE SCF 800	52			•	•			
	ECOLINE SCV 150-300	52			•	•			
	SICCA 150-600 SCC	53			•	•			
	SICCA 900-3600 SCC	53			•	•			
Swing check valves for nuclear applications	SISTO-RSKNA	53				•			
	ZRN	53				•			
Tilting disc check valves to DIN/EN	COBRA-TDC01/03	54		•	•	•			
Strainers to DIN/EN	BOA-S	54			•	•	•		
	NORI 40 FSL/FSS	54			•	•	•		
	BOACHEM-FSA	54			•		•		
Strainers to ANSI/ASME	ECOLINE FYC 150-600	55			•	•			
	ECOLINE FYF 800	55			•	•			
Centred-disc butterfly valves	BOAX-CBV13	55		•	•	•	•		
	BOAX-S/SF	55	•				•		
	BOAX-B	56	•	•	•		•		
	ISORIA 10/16	56	•	•	•	•		•	
	ISORIA 20/25	56	•	•	•	•	•		
	MAMMOUTH	56	•	•	•	•			
	KE	57	•	•	•				•
Double-offset butterfly valves	APORIS-DEB02	57		•	•	•			
	DANAĪS 150	57	•	•	•	•	•	•	•
	DANAĪS MTII	58	•		•	•		•	
	DANAĪS CRYO	58	•		•				
	DANAĪS CRYO AIR	58	•		•				
Triple-offset butterfly valves	TRIODIS 150	58	•		•	•			
	TRIODIS 300	59	•		•	•			
	TRIODIS 600	59	•		•	•			
Butterfly valves for nuclear applications	CLOSSIA	59	•			•			
Combined butterfly/check valves	DUALIS	60		•					
Single-piece ball valves	MP-CI/MP-II	60	•	•					
	PROFIN VT1	60		•	•		•		
Two-piece ball valves	ECOLINE BLT 150-300	61	•		•	•			•
	PROFIN VT2L	61		•	•		•		
Three-piece ball valves	ECOLINE BLC 1000	61	•		•	•			•
	PROFIN SI3	61	•	•	•		•		
	PROFIN VT3	62		•	•		•		

Design/Application	Type series	Page	Automation	Water Transport and Water Treatment	Industry	Energy Conversion	Building Services	Solids Transport	Pharmaceuticals / Food
Soft-seated diaphragm valves to DIN/EN	SISTO-KB	62	•	•	•	•		•	
	SISTO-16	62	•	•	•	•			
	SISTO-16S	63	•	•	•	•			
	SISTO-16RGAMaXX	63		•			•		
	SISTO-16TWA	63	•	•			•		
	SISTO-20	63	•		•	•			•
	SISTO-C	64	•	•					•
Diaphragm valves for nuclear applications	SISTO-20NA	64	•			•			
	SISTO-DrainNA	64				•			
Feed water bypass valves	ZJSVM/RJSVM	64	•		•	•			
Expansion and anti-vibration joints	ECOLINE GE1/GE2/GE3	65			•		•		
	ECOLINE GE4	65			•		•		

## Actuators

Design/Application	Type series	Page	Water Transport and Water Treatment	Industry	Energy Conversion	Building Services	Solids Transport	Pharmaceuticals / Food
Levers	CR/CM	66	•	•	•	•		
	S/SR/SP	66	•	•	•	•		
Manual gearboxes	MS	66	•	•		•		
	MC	66	•	•	•	•	•	
	MA	67		•	•			
Electric actuators	MultiTurn SA+GS / SAR+GS	67	•	•	•	•		
	QuarterTurn AQ, AQL / SQ	67	•	•	•	•		
	SISTO-LAE	67	•	•	•	•	•	
Hydraulic actuators	HQ EVO	68	•	•	•			
	ACTAIR EVO	68	•	•	•			
Pneumatic actuators	ACTAIR ECO	68	•	•	•			
	DYNACTAIR EVO	69	•	•	•			
	DYNACTAIR ECO	69	•	•	•			
	SISTO-LAP	69	•	•	•	•	•	
	SISTO-LAP.520	70						•
	SISTO-DLAP	70	•	•	•	•	•	
	MIL 37-38	70	•	•	•	•		•
	MIL 67-68	70	•	•	•			
	MIL 95-96	71	•	•				
Control accessories	EMO	71	•	•	•	•		

KSB offers a wide range of actuators. Just contact our specialists.

## Automation

Design/Application	Type series	Page	Water Transport and Water Treatment	Industry	Energy Conversion	Building Services	Solids Transport	Pharmaceuticals / Food
Process monitoring	BOATRONIC 100/BOATRONIC 100 MOD	72	•	•		•		
	BOA-MP	72	•	•		•		
Monitoring	AMTROBOX	72	•	•	•			
	AMTROBOX Ex ia	73	•	•	•			
	AMTROBOX ATEX Zone 22	73	•	•	•			
	AMTROBOX M	73	•	•	•	•		
	AMTROBOX R	73	•	•	•			
	AMTROBOX R Ex ia	73	•	•	•			
ON/OFF valve controllers	AMTRONIC U	74	•	•	•			
	AMTRONIC U Ex ia	74	•	•	•			
	SISTO-SK-i.310	74	•	•	•			•
Positioners	SMARTRONIC U MA	75	•	•	•			
	SMARTRONIC U AS-i	75	•	•	•			
Intelligent positioners	SMARTRONIC U PC	75	•	•	•			

	Soft-seated globe valves to DIN/EN				Bellows-type globe valves to DIN/EN						Bellows-type globe valves to ANSI/ASME		Globe valves to DIN/EN with stuffing box							Globe valves to ANSI/ASME with stuffing box							
	BOA-SuperCompact	BOA-Compact	BOA-Compact EKB	BOA-W	BOA-H	BOA-H/HE/HV/HEV	NORI 40 ZXLBV/ZXSBBV	NORI 40 ZXLB/ZXSB	NORI 40 ZYLB/ZYSB	BOACHEM-ZXAB/ZYAB	ECOLINE GLB 150-600	ECOLINE GLB 800	NORI 40 ZXL/ZXS	NORI 40 ZXLF/ZXS F	NORI 160 ZXL/ZXS	NORI 160 ZXLF/ZXS F	NORI 320 ZXS V	NORI 500 ZXS V	BOACHEM-ZXA	ECOLINE VA16	SICCA 150-600 GLC	SICCA 900-2500 GLC	SICCA 150-4500 GLF	ECOLINE GLC 150-600	ECOLINE GLF 150-600	ECOLINE GLF 800	ECOLINE GLV 150-300
Abrasive fluids																											
Waste water with faeces																											
Waste water without faeces																											
Aggressive fluids																											
Inorganic fluids																											
Activated sludge																											
Brackish water																											
Service water				•																							
Steam					•	•	•	•	•	•	•	•	•	•	•	•	•	•	•	•	•	•	•	•	•	•	•
Distillate																											
Explosive fluids						•	•	•	•	•	•	•	•	•	•	•	•	•	•	•	•	•	•	•	•	•	•
Digested sludge																											
Solids-laden fluids																											
Solids (ore, sand, gravel, ash)																											
Flammable fluids					•	•	•	•	•	•	•	•	•	•	•	•	•	•	•	•	•	•	•	•	•	•	•
River, lake and groundwater																					•						
Liquefied gas																											
Fluids containing gas					•	•	•	•	•	•	•	•	•	•	•	•	•	•	•	•	•	•	•	•	•	•	•
Gases					•	•	•	•	•	•	•	•	•	•	•	•	•	•	•	•	•	•	•	•	•	•	•
Harmful fluids					•	•	•	•	•	•	•	•	•	•	•	•	•	•	•	•	•	•	•	•	•	•	•
Toxic fluids					•	•	•	•	•	•	•	•	•	•	•	•	•	•	•	•	•	•	•	•	•	•	•
High-temperature hot water					•	•	•	•	•	•	•	•	•	•	•	•	•	•	•	•	•	•	•	•	•	•	•
Heating water	•	•		•	•	•	•	•	•	•	•	•	•	•	•	•	•	•	•	•	•	•	•	•	•	•	•
Highly aggressive fluids																											
Condensate					•	•	•	•	•	•	•	•	•	•	•	•	•	•	•	•	•	•	•	•	•	•	•
Corrosive fluids					•	•	•	•	•	•	•	•	•	•	•	•	•	•	•	•	•	•	•	•	•	•	•
Fuels																											
Cooling water	•	•	•	•	•	•	•	•	•	•	•	•	•	•	•	•	•	•	•	•	•	•	•	•	•	•	•
Volatile fluids					•	•	•	•	•	•	•	•	•	•	•	•	•	•	•	•	•	•	•	•	•	•	•
Fire-fighting water																					•			•			
Solvents																											
Seawater																						•	•	•	•	•	•
Fluids containing mineral oils					•	•	•	•	•	•	•	•	•	•	•	•	•	•	•	•	•	•	•	•	•	•	•
Oils					•	•	•	•	•	•	•	•	•	•	•	•	•	•	•	•	•	•	•	•	•	•	•
Organic fluids																											
Polymerising/crystallising fluids													•	•	•	•	•	•	•	•	•	•	•	•	•	•	
Radioactive fluids																											
Cleaning agents																											
Raw sludge																											
Lubricants																					•	•	•	•	•	•	•
Grey water																						•	•	•	•	•	•
Brine																											
Feed water					•	•	•	•	•	•	•	•	•	•	•	•	•	•	•	•	•	•	•	•	•	•	•
Dipping paints																											
Drinking water				•																							
Vacuum						•	•	•	•	•	•	•	•	•	•	•	•	•	•	•	•	•	•	•	•	•	•
Thermal oils					•	•	•	•	•	•	•	•	•	•	•	•	•	•	•	•	•	•	•	•	•	•	•
Wash water			•																		•	•	•	•	•	•	•



















	Strainers to DIN/EN			Strainers to ANSI/ASME			Centred-disc butterfly valves					Double-offset butterfly valves					Triple-offset butterfly valves				Butterfly valves for nuclear applications		Combined butterfly/check valves		Single-piece ball valves		Two-piece ball valves	
	BOA-S	NORI 40 FSL/FSS	BOACHEM-FSA	ECOLINE FYC 150-600	ECOLINE FYF 800		BOAX-CBV13	BOAX-S/SF	BOAX-B	ISORIA 10/16	ISORIA 20/25	MAMMOUTH	KE	APORIS-DEB02	DANAIS 150	DANAIS MTII	DANAIS CRYO	DANAIS CRYO AIR	TRIODIS 150	TRIODIS 300	TRIODIS 600	CLOSSIA	DUALIS	MP-CI/MP-II	PROFIN VT1	ECOLINE BLT 150-300	PROFIN VT2L	
Spray irrigation																												
Mining	•	•					•	•	•	•				•	•	•			•	•	•				•	•	•	
General irrigation																												
Chemical industry	•	•	•				•	•	•	•	•	•	•	•	•	•			•	•	•			•	•	•	•	
Pressure boosting							•	•	•	•	•	•							•	•	•			•	•	•	•	
Disposal																												
Drainage																												
Descaling units		•								•																		
District heating															•													
Solids transport																												
Fire-fighting systems										•																		
Gas pipelines																												
Gas storage facilities																			•	•	•							
Maintaining groundwater levels																												
Domestic water supply							•	•	•																•	•	•	
HVAC systems								•																	•	•	•	
Homogenisation																												
Industrial recirculation systems										•		•			•	•				•	•	•			•	•	•	
Nuclear power stations		•													•	•				•	•	•	•					
Boiler feed applications	•	•		•	•																		•					
Boiler recirculation	•	•																										
Waste water treatment plants																							•					
Air-conditioning systems							•	•	•						•	•				•	•	•			•	•	•	
Condensate transport	•	•	•																									
Fossil-fuelled power stations		•		•	•										•	•				•	•	•				•	•	
Cooling circuits									•	•	•	•	•		•					•	•	•			•	•	•	
Paint shops							•	•	•	•	•	•													•	•	•	
Food and beverage industry			•						•						•											•	•	•
Seawater desalination / reverse osmosis									•	•	•	•	•	•	•					•	•	•				•	•	
Mixing									•																			
Pulp and paper industry	•	•	•						•	•	•	•	•		•	•				•	•	•			•	•	•	
Petrochemical industry	•	•	•	•	•										•	•				•	•	•			•	•	•	
Pharmaceutical industry															•	•				•	•	•			•	•	•	
Pipelines and tank farms				•	•				•	•	•	•	•		•	•	•	•	•	•	•			•	•	•	•	
Refineries				•	•										•					•	•	•				•	•	
Flue gas desulphurisation									•	•	•	•																
Rainwater harvesting							•	•																	•	•	•	
Recirculation																												
Shipbuilding	•	•							•	•	•	•			•	•	•			•	•	•						
Sludge disposal																												
Sludge processing																												
Snow-making systems		•																								•	•	
Swimming pools							•	•				•													•	•	•	
Keeping in suspension																												
Thermal oil circulation	•	•													•	•				•	•	•			•	•	•	
Process engineering	•	•	•	•	•				•	•	•	•	•		•	•	•	•	•	•	•			•	•	•	•	
Heat recovery systems																												
Hot-water heating systems								•	•						•	•				•	•	•			•	•	•	
Washing plants							•	•	•	•	•	•													•	•	•	
Water treatment							•	•	•	•	•	•	•	•	•									•	•	•	•	
Water extraction								•	•																•	•	•	
Water supply	•	•	•				•	•	•	•	•	•	•	•	•									•	•	•	•	
Sugar industry	•	•	•						•	•	•	•	•	•	•										•	•	•	



## Soft-seated globe valves to DIN/EN

### BOA-SuperCompact



PN	6/10/16
DN	20 - 200
T [°C]	≥ -10 - ≤ +120

#### Description

Globe valve to DIN/EN with wafer-type body, super-compact DN face-to-face length to EN 558/94, slanted seat design with vertical bonnet, with flange alignment holes for centring, dead-end service and downstream dismantling; single-piece body, insulating cap with anti-condensation feature as standard, position indicator, locking device, travel stop, soft main and back seat; maintenance-free, full insulation possible.

#### Applications

Hot-water heating systems up to 120 °C. Air-conditioning systems. Not suitable for fluids containing mineral oils, steam or fluids liable to attack EPDM and grey cast iron. Other fluids on request.



<https://www.ksb.com/en-gb/lc/B03A>

### BOA-Compact



PN	6/16
DN	15 - 200
T [°C]	≥ -10 - ≤ +120

#### Description

Globe valve to DIN/EN with flanged ends, short face-to-face length to EN 558/14, slanted seat design with vertical bonnet, single-piece body, EPDM-encapsulated throttling plug, soft main and back seat, position indicator, locking device, travel stop, insulating cap with anti-condensation feature; maintenance-free, full insulation possible.

#### Applications

Hot-water heating systems up to 120 °C. Air-conditioning systems. Not suitable for fluids containing mineral oils, steam or fluids liable to attack EPDM and cast iron. Other fluids on request.



<https://www.ksb.com/en-gb/lc/B01A>

### BOA-Compact EKB



PN	10/16
DN	15 - 200
T [°C]	≥ -10 - ≤ +80

#### Description

Globe valve to DIN/EN with flanged ends, compact face-to-face length for drinking water supply systems, with electrostatic plastic coating inside and outside, slanted seat design with vertical bonnet, EPDM-encapsulated throttling plug, single-piece body, position indicator, locking device, travel stop, soft main and back seat; maintenance-free, (PN 10 DVGW-approved).

#### Applications

Water supply systems, drinking water, air-conditioning systems. Cooling circuits. Suitable for installation in copper pipes as per installation instructions (operating manual). Not suitable for fluids containing mineral oils, steam or fluids liable to attack EPDM and the electrostatic plastic coating. Other fluids on request.



<https://www.ksb.com/en-gb/lc/B02A>

### BOA-W



PN	6/16
DN	15 - 200
T [°C]	≥ -10 - ≤ +120

#### Description

Globe valve to DIN/EN with flanged ends, standard face-to-face length to EN 558/1, slanted seat design with vertical bonnet, single-piece body, EPDM-encapsulated throttling plug, soft main and back seat, position indicator, locking device, travel stop, insulating cap with anti-condensation feature; maintenance-free; full insulation possible.

#### Applications

Hot-water heating systems up to 120 °C. Air-conditioning systems. Not suitable for fluids containing mineral oils, steam or fluids liable to attack EPDM and grey cast iron. Other fluids on request.



<https://www.ksb.com/en-gb/lc/B07B>

## Bellows-type globe valves to DIN/EN

### BOA-H



PN 16/25  
DN 15 - 350  
T [°C]  $\geq -10 - \leq +350$

#### Description

Bellows-type globe valve to DIN/EN with flanged ends, with on/off disc or throttling plug, standard position indicator with colour coding for identification of valve design, replaceable valve disc; bellows protected when valve is in fully open position; seat/disc interface made of wear and corrosion resistant chrome steel or chrome nickel steel.

#### Applications

Hot-water heating systems, high-temperature hot water systems, cooling circuits, heat transfer systems, general steam applications in building services and industry. Other fluids on request.



● m

<https://www.ksb.com/en-gb/lc/BO8A>

### BOA-H/HE/HV/HEV



PN 25/40  
DN 10 - 350  
T [°C]  $\geq -10 - \leq +450$

#### Description

Bellows-type globe valve to DIN/EN with flanged ends (BOA-H and BOA-HV), butt weld ends or socket weld ends (BOA-HE and BOA-HEV), with on/off disc or throttling plug, seat/disc interface made of wear and corrosion resistant chrome steel or chrome nickel steel.

#### Applications

Industrial plants, building services, power stations and shipbuilding. For water, steam, thermal oils, gas and other non-aggressive fluids. Other fluids on request.



● m, e, p

<https://www.ksb.com/en-gb/lc/B19A>

### NORI 40 ZXLBV/ZXSBV



PN 25/40  
DN 10 - 200  
T [°C]  $\geq -10 - \leq +450$

#### Description

Bellows-type globe valve to DIN/EN with flanged ends (ZXLBV), butt weld ends or socket weld ends (ZXSBV), tapered on/off disc or throttling plug, two-piece stem, integrated position indicator, seat/disc interface made of wear and corrosion resistant chrome steel or chrome nickel steel.

#### Applications

Industrial plants, power stations, process engineering and shipbuilding. For water, steam, thermal oils, gas and other non-aggressive fluids. Other fluids on request.



● m

<https://www.ksb.com/en-gb/lc/NO4A>

### NORI 40 ZXLB/ZXSB



PN 25/40  
DN 10 - 200  
T [°C]  $\geq -10 - \leq +450$

#### Description

Bellows-type globe valve to DIN/EN with flanged ends (ZXLB), butt weld ends or socket weld ends (ZXSB), replaceable tapered on/off disc or throttling plug, two-piece stem, integrated position indicator, seat/disc interface made of wear and corrosion resistant chrome steel or chrome nickel steel.

#### Applications

Industrial plants, power stations, process engineering and shipbuilding. For water, steam, thermal oils, gas and other non-aggressive fluids. Other fluids on request.



● m, e, p

<https://www.ksb.com/en-gb/lc/NO3A>

## NORI 40 ZYLB/ZYSB



PN	25/40
DN	15 - 300
T [°C]	≥ -10 - ≤ +450

### Description

Bellows-type globe valve to DIN/EN with flanged ends (ZYLB) or butt weld ends (ZYSB), Y-pattern, with replaceable throttling plug (up to DN 100) or on/off disc (DN 125 and above), single-piece non-rotating stem, position indicator, travel stop, locking device; seat/disc interface made of wear and corrosion resistant chrome steel or chrome nickel steel.

### Applications

Heat transfer systems, industrial plants, building services and shipbuilding. For thermal oils, water, steam, gas and other non-aggressive fluids. Other fluids on request.



<https://www.ksb.com/en-gb/lc/N51A>

## BOACHEM-ZXAB/ZYAB



PN	10 - 40
DN	15 - 400
T [°C]	≥ -10 - ≤ +400

### Description

Bellows-type globe valve to DIN/EN with flanged ends, body made of stainless steel, with replaceable on/off disc or throttling plug.

### Applications

Process engineering, industry, building services, food and beverage industries, for aggressive fluids. Other fluids on request.



<https://www.ksb.com/en-gb/lc/B39B>

## Bellows-type globe valves to ANSI/ASME

### ECOLINE GLB 150-600



Class	150 - 600
NPS [inch]	2 - 12
T [°C]	≥ 0 - ≤ +427

### Description

Globe valve to ANSI/ASME with flanged ends, cast steel/stainless steel body, trim and bellows made of stainless steel, with bolted bonnet, outside screw and yoke, sealed by graphite gland packing and metal bellows, stainless steel/graphite gaskets.

### Applications

Petrochemical plants, chemical plants, power stations, process engineering and general industrial applications; for thermal oil, steam, toxic and volatile fluids. Other fluids on request.



<https://www.ksb.com/en-gb/lc/E14A>

### ECOLINE GLB 800



Class	150 - 800
NPS [inch]	½ - 2
T [°C]	≥ 0 - ≤ +427

### Description

Globe valve to ANSI/ASME with threaded sockets (NPT) or socket weld ends (SW), cast steel/stainless steel body, trim and bellows made of stainless steel, outside screw and yoke, sealed by graphite gland packing and metal bellows, stainless steel/graphite gaskets.

### Applications

Petrochemical plants, chemical plants, power stations, process engineering and general industrial applications; for thermal oil, steam, toxic and volatile fluids. Other fluids on request.



<https://www.ksb.com/en-gb/lc/E17A>

## Globe valves to DIN/EN with stuffing box

### NORI 40 ZXL/ZXS



PN	25/40
DN	10 - 400
T [°C]	≥ -10 - ≤ +450

#### Description

Globe valve to DIN/EN with flanged ends (ZXL), butt weld ends or socket weld ends (ZXS), with gland packing, with on/off disc or throttling plug, rotating stem, seat/disc interface made of wear and corrosion resistant chrome steel or chrome nickel steel.

#### Applications

Industrial plants, power stations, process engineering and shipbuilding. For water and steam. Other non-aggressive fluids such as gas or oil on request.



● m

<https://www.ksb.com/en-gb/lc/N02A>

### NORI 40 ZXLF/ZXSf



PN	25/40
DN	10 - 200
T [°C]	≥ -10 - ≤ +450

#### Description

Globe valve to DIN/EN with flanged ends (ZXLf), butt weld ends or socket weld ends (ZXSf), with gland packing, with on/off disc or throttling plug, non-rotating stem, integrated position indicator, seat/disc interface made of wear and corrosion resistant chrome steel or chrome nickel steel.

#### Applications

Industrial plants, power stations, process engineering and shipbuilding. For water and steam. Other non-aggressive fluids such as gas or oil on request.



● m, e, p

<https://www.ksb.com/en-gb/lc/N05A>

### NORI 160 ZXL/ZXS



PN	63 - 160
DN	10 - 200
T [°C]	≥ -10 - ≤ +550

#### Description

Globe valve to DIN/EN with flanged ends (ZXL), butt weld ends or socket weld ends (ZXS), with gland packing, with on/off disc or throttling plug, rotating stem, seat/disc interface made of wear and corrosion resistant 17 % chrome steel or Stellite.

#### Applications

Industrial plants, power stations, process engineering and shipbuilding. For water and steam. Other non-aggressive fluids such as gas or oil on request.



● m

<https://www.ksb.com/en-gb/lc/N12A>

### NORI 160 ZXLf/ZXSf



PN	63 - 160
DN	10 - 200
T [°C]	≥ -10 - ≤ +550

#### Description

Globe valve to DIN/EN with flanged ends (ZXLf), butt weld ends or socket weld ends (ZXSf), with gland packing, with on/off disc or throttling plug, non-rotating stem, integrated position indicator, seat/disc interface made of wear and corrosion resistant 17 % chrome steel or Stellite.

#### Applications

Industrial plants, power stations, process engineering and shipbuilding. For water and steam. Other non-aggressive fluids such as gas or oil on request.



● m, e, p

<https://www.ksb.com/en-gb/lc/N13A>

## NORI 320 ZXSV



PN	250 - 320
DN	10 - 50
T [°C]	≥ -10 - ≤ +580

### Description

Globe valve to DIN/EN with butt weld or socket weld ends, gland packing, throttling plug, non-rotating stem, bayonet-type body/yoke connection, integrated position indicator, seat/disc interface made of Stellite.

### Applications

Industrial plants, power stations, process engineering and shipbuilding. For water and steam. Other non-aggressive fluids such as gas or oil on request.



● m, e, p

<https://www.ksb.com/en-gb/lc/N20A>

## NORI 500 ZXSV



PN	250 - 500
DN	10 - 65
T [°C]	≥ -10 - ≤ +650

### Description

Globe valve to DIN/EN with butt weld or socket weld ends, gland packing, throttling plug, non-rotating stem, bayonet-type body/yoke connection, integrated position indicator, seat/disc interface made of Stellite.

### Applications

Industrial plants, power stations, process engineering and shipbuilding. For water and steam. Other non-aggressive fluids such as gas or oil on request.



● m, e, p

<https://www.ksb.com/en-gb/lc/N21A>

## BOACHEM-ZXA



PN	10 - 40
DN	15 - 400
T [°C]	≥ -10 - ≤ +400

### Description

Globe valve to DIN/EN with flanged ends, body made of stainless steel, gland packing, rotating stem, with on/off disc or throttling plug.

### Applications

Process engineering, industry, building services, food and beverage industries, for aggressive fluids. Other fluids on request.



● m

<https://www.ksb.com/en-gb/lc/B38B>

## ECOLINE VA16



PN	16
DN	15 - 250
T [°C]	≥ -10 - ≤ +300

### Description

Globe valve to DIN/EN with flanged ends, body made of cast iron, with gland packing, rotating stem, with on/off disc or throttling plug.

### Applications

District heating, domestic water supply, air-conditioning systems, cooling circuits, high-temperature hot water heating systems, water supply.



● m, e

<https://www.ksb.com/en-gb/lc/E72A>

## Globe valves to ANSI/ASME with stuffing box

### ECOLINE GLC 150-600



Class 150 - 600  
NPS [inch] 2 - 10  
T [°C]  $\geq 0 - \leq +649$

#### Description

Globe valve to ANSI/ASME with flanged ends, cast steel A216 WCB, Trim 8 (Stellite/13 % chrome steel) for Class 150/300/600, Trim 5 (Stellite/Stellite) for Class 600, with bolted bonnet, outside screw and yoke, graphite gland packing, stainless steel/graphite gaskets.

#### Applications

Refineries, power stations, process engineering and general industrial applications; water, steam, oil, gas. Other fluids on request.



● m, e

<https://www.ksb.com/en-gb/lc/E56A>

### ECOLINE GLF 150-600



Class 150 - 600  
NPS [inch] ½ - 2  
T [°C]  $\geq 0 - \leq +593$

#### Description

Globe valve to ANSI/ASME with flanged ends, forged steel A105, Trim 8 (Stellite/13 % chrome steel), with bolted bonnet, outside screw and yoke, graphite gland packing, stainless steel/graphite gaskets, reduced bore.

#### Applications

Industrial plants, power stations, process engineering, refineries, oil and marine applications; for water, steam, gas, oil and other non-aggressive fluids.



● m, e

<https://www.ksb.com/en-gb/lc/EF5A>

### ECOLINE GLF 800



Class 800  
NPS [inch] ½ - 2  
T [°C]  $\geq 0 - \leq +593$

#### Description

Globe valve to ANSI/ASME with threaded sockets (NPT), butt weld ends (BW) or socket weld ends (SW), Trim 8 (Stellite/13 % chrome steel), with bolted bonnet, outside screw and yoke, graphite gland packing, stainless steel/graphite gaskets, available in carbon steel and alloy steel.

#### Applications

Industrial plants, power stations, process engineering, refineries, oil and marine applications; for water, steam, gas, oil and other non-aggressive fluids.



● m, e

<https://www.ksb.com/en-gb/lc/E57A>

### ECOLINE GLV 150-300



Class 150 - 300  
NPS [inch] 2 - 12  
T [°C]  $\geq -29 - \leq +427$

#### Description

Globe valve to ANSI/ASME with flanged ends, cast steel A216 WCB, A351 CF8/CF8M/CN7M, Trims 2/8/10/13 for Class 150/300, with bolted bonnet, outside screw and yoke, graphite gland packing, stainless steel / graphite gasket.

#### Applications

Fine chemicals, food industry, general industry. For water, steam, gas and other fluids. Other fluids on request.



● m, e

<https://www.ksb.com/en-gb/lc/EF3B>

## SICCA 150-600 GLC



Class	150 - 600
NPS [inch]	2 - 28
T [°C]	≥ 0 - ≤ +595

### Description

Globe valve to ANSI/ASME with flanged or butt weld ends, bolted bonnet, outside screw and yoke. Rising stem, Stellite hard-faced seat/disc interface made of 13 % chrome steel, with graphite gasket and gland packing, available in carbon steel, low-alloy steel and stainless steel.

### Applications

Refineries, power stations, general industry and process engineering. For water, steam, oil, gas and non-aggressive fluids. Other fluids on request.



m, e

<https://www.ksb.com/en-gb/lc/S76A>

## SICCA 900-2500 GLC



Class	900 - 2500
NPS [inch]	2 - 10
T [°C]	≥ 0 - ≤ +650

### Description

Globe valve to ANSI/ASME with butt weld ends, Y-pattern, pressure seal design, outside screw and yoke, rising stem and non-rising handwheel, Stellite hard-faced seat/disc interface and back seat, with graphite gasket and gland packing. Available in carbon steel and alloy steel.

### Applications

Power stations, general industry and process engineering. For water, steam, oil, gas and non-aggressive fluids. Other fluids on request.



m, e

<https://www.ksb.com/en-gb/lc/S82A>

## SICCA 150-4500 GLF



Class	150 - 4500
NPS [inch]	¼ - 2½
T [°C]	≥ 0 - ≤ +816

### Description

Globe valve to ANSI/ASME with NPT (F) threaded ends or socket weld ends, or integral flange (Class 150 - 600) with bolted bonnet (Class 150 - 800) or welded bonnet (Class 1500/2500/4500), outside screw and yoke, Stellite hard-faced body seat, disc seating face made of Stellite hard-faced 13 % chrome steel, with graphite gaskets and gland packing. Available in carbon steel, low-alloy steel and stainless steel.

### Applications

Refineries, power stations, general industry and process engineering. For water, steam, oil, gas and non-aggressive fluids. Other fluids on request.



m, e

<https://www.ksb.com/en-gb/lc/S80A>

## Globe valves for nuclear applications

### NUCA globe valves



PN	≤ 210
DN	10 - 50
T [°C]	≥ -29 - ≤ +365

### Description

Globe valve with butt weld or socket weld ends, for nuclear applications, with gland packing or bellows, replaceable seat (NUCA-ES), straight-way pattern, made of steel or stainless steel.

### Applications

Reactor cooling, moderator, safety feed, feed water, live steam and cleaning systems.



m, e, p

<https://www.ksb.com/en-gb/lc/N71A>

## ZXNB



PN	≤ 210
DN	65 - 400
T [°C]	≥ -29 - ≤ +365

**Description**

Bellows-type globe valve with butt weld ends, for nuclear applications with safety-related requirements, in straight-way or angle pattern, or as a two-way valve, made of steel or stainless steel.

**Applications**

Reactor cooling, moderator, safety feed, feed water, live steam and cleaning systems.



● m, e, p

<https://www.ksb.com/en-gb/lc/Z18A>

## ZXNVB



PN	≤ 210
DN	4 - 25
T [°C]	≥ -29 - ≤ +365

**Description**

Globe valve with butt weld or socket weld ends, for nuclear applications, with gland packing or bellows, straight-way pattern, made of steel or stainless steel.

**Applications**

Reactor cooling, moderator, safety feed, feed water, live steam and cleaning systems.



● m

<https://www.ksb.com/en-gb/lc/Z19A>

## ZXN/ZYN



PN	≤ 50
DN	300 - 400
T [°C]	≥ -29 - ≤ +200

**Description**

Globe valve with butt weld ends, for nuclear applications with safety-related requirements, with gland packing or bellows, Y-valve, made of cast stainless steel.

**Applications**

Residual heat removal systems in nuclear applications.



● e

<https://www.ksb.com/en-gb/lc/Z23A>

## Control valves to DIN/EN

## BOA-CVE C/CS/W/IMS/EKB/IMS EKB



PN	6/10/16
DN	15 - 200
T [°C]	≥ -10 - ≤ +120

**Description**

Control valve to DIN/EN based on standard type series BOA-Compact, BOA-SuperCompact, BOA-W, BOA-Compact EKB, BOA-Control IMS and BOA-Control IMS EKB, bonnetless pressure-retaining body, soft-seated. Leakage rate selectable from 0.05 % to drop-tight, Kvs values between 6.3 and 700 m<sup>3</sup>/h and closing pressures of up to 16 bar. With intelligent microprocessor-controlled and pre-set electric actuators providing actuating forces from 1000 N to 14,000 N; electronic configuration of flow characteristic, Kvs value, actuating signal and actuating time using PC tool or manual parameterisation unit. Customised configuration can be implemented at the KSB factory on request.

**Applications**

Hot-water heating systems up to 120 °C. Ventilation and air-conditioning systems. Water supply systems, drinking water. Not suitable for fluids containing mineral oils, steam or fluids liable to attack EPDM and uncoated cast iron. Other fluids on request.



● e

<https://www.ksb.com/en-gb/lc/BO4A>

## BOA-CVE H



PN	16/25/40
DN	15 - 200
T [°C]	≥ -10 - ≤ +450

**Description**

Service-friendly control valve to DIN/EN with flanged ends, either with linear or equal-percentage control characteristic at Kvs values of 0.1 to 630 m<sup>3</sup>/h and closing pressures of up to 40 bar; all internal parts are easy to replace without special tools, including the reversible seat; noise level reduced by standard two-stage pressure reduction combining a parabolic plug and multi-hole cage; with electric actuator.

**Applications**

General industrial facilities, process engineering, plant engineering, cooling circuits, heating systems.



e

<https://www.ksb.com/en-gb/lc/B26A>

## BOA-CVP H



PN	16/25/40
DN	15 - 200
T [°C]	≥ -10 - ≤ +450

**Description**

Service-friendly control valve to DIN/EN with flanged ends, either with linear or equal-percentage control characteristic at Kvs values of 0.1 to 630 m<sup>3</sup>/h and closing pressures of up to 40 bar; all internal parts are easy to replace without special tools, including the reversible seat; noise level reduced by standard two-stage pressure reduction combining a parabolic plug and multi-hole cage; with pneumatic actuator.

**Applications**

General industrial facilities, process engineering, plant engineering, cooling circuits, heating systems.



p

<https://www.ksb.com/en-gb/lc/B72A>

## Control valves to ANSI/ASME

## MIL 10000



Class	150 - 1500
NPS [inch]	¾ - 16
T [°C]	≥ -29 - ≤ +454

**Description**

The top- and bottom-guided double-ported control valve is characterised by a high permissible pressure drop across the valve. The high flow capacity typical of this design is attained with low pressure recovery. Bi-directional flow is not permissible; wide flow passage, suitable for viscous fluids.

**Applications**

Industry, power stations, process engineering.



e, h, p, SMARTRONIC IQ

<https://www.ksb.com/en-gb/lc/M15A>

## MIL 21000



Class	150 - 2500
NPS [inch]	½ - 12
T [°C]	≥ -196 - ≤ +540

**Description**

Top-guided single-ported heavy post-guided control valve for a wide temperature range.

**Applications**

Industry, power stations, process engineering.



e, h, p, SMARTRONIC IQ

<https://www.ksb.com/en-gb/lc/M57A>

## MIL 27000



Class	150 - 300
NPS [inch]	½ - 4
T [°C]	≥ -27 - ≤ +427

**Description**

Compact and light-weight construction, rugged stem guiding, field-reversible actuator, tight shut-off.

**Applications**

The globe valve is used in industrial segments with moderate pressure drop for handling fluids with a low solids content, viscous fluids in refineries, and fluids in the petrochemical, pharmaceutical, chemical, and bio-medical industries where accurate monitoring and control of the valve position is critical as it affects product quality.



● p, SMARTRONIC iQ

<https://www.ksb.com/en-gb/lc/M31A>

## MIL 29000



Class	150 - 1500
NPS [inch]	½ - 1
T [°C]	≥ -100 - ≤ +343

**Description**

Compact microflow globe valves with high rangeability (500:1), quick-change trim for on-site adjustment of flow coefficient, rugged cage-style plug guide; anti-cavitation design available.

**Applications**

Industry, power stations, process engineering (e.g. fine control of spray water), chemical, petrochemical and pharmaceutical engineering.



● p, SMARTRONIC iQ

<https://www.ksb.com/en-gb/lc/M32A>

## MIL 35500



Class	150 - 300
NPS [inch]	1 - 12
T [°C]	≥ -29 - ≤ +200

**Description**

Uni-directional control ball valve with single-piece body for high flow rates with modified equal-percentage characteristic. Available with leakage classes IV, V (metal-seated) and VI (soft-seated) to FCI 70.2.

**Applications**

Ideally suited for clean/dirty fluids, slurries and high-viscosity fluids in control applications and applications with low differential pressure. Flow characteristics can be adjusted by varying the angle of the V-notch in the ball. The sharp edges of the V-notch obturator provide excellent shearing action; suitable for fluids containing fibres, slurries and high-viscosity fluids.



● e, h, p, SMARTRONIC iQ

<https://www.ksb.com/en-gb/lc/MC5A>

## MIL 41000



Class	150 - 3000
NPS [inch]	½ - 36
T [°C]	≥ -196 - ≤ +566

**Description**

Cage-guided single-ported heavy-duty control valves, high pressure drop capability; noise reduction and anti-cavitation solution available by replacing the standard cage.

**Applications**

Industry, power stations, process engineering, chemical and petrochemical engineering.



● e, h, p, SMARTRONIC iQ

<https://www.ksb.com/en-gb/lc/M37A>

## MIL 50000



Class	150 - 600
NPS [inch]	½ - 4
T [°C]	≥ -250 - ≤ -27

**Description**

Cryogenic control valves with extended body, rugged guided extended valve plug, body-bonnet bolting outside the cold box.

**Applications**

Used in LNG terminals, storage tanks during transport and storage, bench testing of cryogenic engines for rockets and space shuttles, LPG production and processing plants, etc.



● e, h, p, SMARTRONIC iQ

<https://www.ksb.com/en-gb/lc/M38A>

## MIL 70000



Class	150 - 2500
NPS [inch]	½ - 10
T [°C]	≥ -100 - ≤ +566

### Description

Top-guided single-ported heavy-duty control valves in angle pattern.

### Applications

Industry, power stations, process engineering, chemical and petrochemical engineering.



● e, h, p, SMARTRONIC iQ

<https://www.ksb.com/en-gb/lc/M40A>

## MIL 71000



Class	150 - 3000
NPS [inch]	½ - 32
T [°C]	≥ -196 - ≤ +566

### Description

Cage-guided single-ported high-performance angle valve.

### Applications

Industry, power stations, process engineering, chemical and petrochemical engineering.



● e, h, p, SMARTRONIC iQ

<https://www.ksb.com/en-gb/lc/M53A>

## MIL 76000



Class	150 - 2500
NPS [inch]	1 - 2
T [°C]	≥ -27 - ≤ +566

### Description

The letdown control valves in angle pattern are designed for all applications where flashing (flash evaporation) or two-phase (liquid and gaseous) flows may occur; no body/trim erosion, vibration or noise. Due to its angle pattern, the globe valve is self-draining.

### Applications

Industry, power stations, process engineering, chemical and petrochemical engineering.



● e, h, p, SMARTRONIC iQ

<https://www.ksb.com/en-gb/lc/M54A>

## MIL 77000



Class	600 - 2500
NPS [inch]	2 - 8
T [°C]	≥ -27 - ≤ +566

### Description

Multi-stage low-noise control valve with labyrinth trim.

### Applications

Industry, power stations (e.g. start/bypass valve), process engineering, chemical and petrochemical engineering (e.g. control valve at hot high-pressure separators (HHPS)).



● e, h, p, SMARTRONIC iQ

<https://www.ksb.com/en-gb/lc/M60A>

## MIL 78000



Class	150 - 2500
NPS [inch]	½ - 6
T [°C]	≥ -29 - ≤ +260

### Description

Multistage control valve in anti-cavitation design with wear-resistant multistage trim and detachable flow bush / spacer.

### Applications

Industry, power stations, process engineering, chemical and petrochemical engineering.



● e, h, p, SMARTRONIC iQ

<https://www.ksb.com/en-gb/lc/M64A>

## MIL 81000



Class	150 - 2500
NPS [inch]	¾ - 12
T [°C]	≥ -30 - ≤ +454

### Description

Three-way combining and diverting control valves.

### Applications

Building services, industry, power stations.



● e, h, p, SMARTRONIC IQ

<https://www.ksb.com/en-gb/lc/M65A>

## MIL 91000



Class	150 - 3400
NPS [inch]	¾ - 12
T [°C]	≥ -29 - ≤ +735

### Description

Multistage multi-path control valve with Matrix trim; pressures of up to 500 bar can be reduced by up to 50 pressure reduction stages, preventing cavitation and greatly reducing fluid velocity.

### Applications

Industry, power stations, process engineering, chemical and petrochemical engineering.



● e, h, p, SMARTRONIC IQ

<https://www.ksb.com/en-gb/lc/M76A>

## Automatic recirculation valves

### MIL 90000



Class	150 - 2500
NPS [inch]	1 - 12
T [°C]	≥ -29 - ≤ +260

### Description

Automatic recirculation valves protect pumps by performing controlling and modulating functions without any energy loss. They ensure stable operation with a sturdy spring-loaded check valve design and a durable hard-faced seat surface. The robust bypass design uses the proven technology of the MIL 78000 type series, thus enhancing the reliability of pump protection.

### Applications

Power stations, refineries, petrochemical industry.



● e, h, p

<https://www.ksb.com/en-gb/lc/M74A>

## Balancing and shut-off valves to DIN/EN

### BOA-Control SBV



PN	25
DN	15 - 50
T [°C]	≥ -10 - ≤ +120

### Description

Maintenance-free balancing and measurement valve with female threaded ends, Y-pattern, continuous presetting, with position indicator readable from all angles (360°). Includes travel stop and 2 measurement ports with fixed measuring orifice (tolerance +/- 5 %) for measuring pressure, differential pressure and flow. Minimum space requirements thanks to non-rising handwheel and all functional parts being positioned on the same side as the handwheel.

### Applications

Heating, air-conditioning and refrigerating systems, and industrial plants.



<https://www.ksb.com/en-gb/lc/B79A>

## BOA-Control/BOA-Control IMS



PN	16
DN	15 - 350
T [°C]	≥ -10 - ≤ +120

### Description

#### BOA-Control IMS:

Balancing, measurement and shut-off valve with flanged ends to DIN/EN, constant measurement accuracy independent of differential pressures. Body in standard face-to-face length to EN 558/1, throttling plug, scaled position indicator, travel stop and insulating cap with anti-condensation feature; maintenance-free, full insulation possible. Also available with electrostatic plastic coating (EKB) and DVGW-certified for drinking water. With integrated ultrasonic sensors not coming into contact with the fluid handled. Stationary monitoring by means of BOATRONIC 100 MOD (24 V AC/DC, Modbus) of flow direction, volume flow rate and temperature, and optional recording of supply and return temperature as well as thermal output and quantity of heat. Mobile measurement of flow direction, volume flow rate and temperature using the BOATRONIC 100 measuring computer (rechargeable battery powered).

#### BOA-Control:

Balancing, measurement and shut-off valve with flanged ends to DIN/EN, constant measurement accuracy independent of differential pressures. Body in standard face-to-face length to EN 558/1, throttling plug, scaled position indicator, travel stop and insulating cap with anti-condensation feature; maintenance-free, full insulation possible. Also available with electrostatic plastic coating (EKB) and DVGW-certified for drinking water. Mobile measurement of flow direction, volume flow rate and temperature using the BOATRONIC 100 (rechargeable battery powered) measuring computer. Includes magnetically attaching ultrasonic sensors not in contact with the fluid handled.

### Applications

Heating, air-conditioning and refrigerating systems, industrial plants, local/district heating, drinking water supply, process/energy monitoring. Not suitable for fluids containing mineral oils, steam or fluids liable to attack EPDM and uncoated grey cast iron.



<https://www.ksb.com/en-gb/lc/B05B>

## BOA-Control DPR



PN	16/25
DN	15 - 100
T [°C]	≥ -10 - ≤ +120

### Description

Differential pressure control valve / proportional control valve for the constant control of an adjustable differential pressure setpoint without auxiliary energy, with threaded ends (DN 15 - 50) or flanged ends (DN 65 - 100). Setpoint can be adjusted continuously and read from the outside at any time. The valve closes automatically with rising pressure. Includes quick-measurement ports for measuring pressure loss. Available in various pressure control ranges (LP/HP) from 5 to 80 kPa (threaded ends) and from 80 to 160 kPa (flanged ends).

### Applications

Heating, air-conditioning and refrigerating systems, and industrial plants.



<https://www.ksb.com/en-gb/lc/B66A>

## BOA-Control PIC



PN	16/25
DN	10 - 150
T [°C]	≥ -10 - ≤ +120

### Description

Pressure-independent combination valve, comprising a continuously adjustable flow controller and a control valve for hydraulic balancing and dynamic volume flow control at constant valve authority, with threaded ends (DN 10-50) and flanged ends (DN 65-150). Continuously variable adjustment of the volume flow rate setpoint directly at the valve thanks to the digital scale, with mechanical locking function. With measurement ports for checking the pressure and minimum differential pressure. Available in various volume flow rate control ranges (LF/HF) from 43 to 8586 l/h (valve with threaded ends) and from 4.4 to 160 m<sup>3</sup>/h (valve with flanged ends). With actuator mounting option (M 30 x 1.5) for the electrical control of an additional variable such as room temperature by adjusting the volume flow.

### Applications

Heating, air-conditioning and refrigerating systems (e.g. central heating systems, underfloor heating, fan coil units and cooling ceiling systems), and industrial plants.



<https://www.ksb.com/en-gb/lc/B75A>

## BOA-Systronic ePIC



PN	16
DN	15 - 200
T [°C]	≥ -10 - ≤ +120

### Description

Smart and pressure-independent measurement and control valve (2-way energy valve) for monitoring and controlling flow direction, volume flow rate, supply and return temperature, thermal output and quantity of heat as well as automating the hydraulic balancing process. With integrated ultrasonic flow rate measurement and temperature sensor not in contact with the fluid handled; includes: 2 additional Pt1000 temperature sensors for measuring the supply and return temperature, integrated basic control functions (position, flow rate, temperature, thermal output), integrated process optimisation functions (delta-T management and limitation features). Also available with electrostatic plastic coating (EKB) and DVGW-certified for drinking water.

### Applications

Hot water heating systems, air-conditioning systems, ventilation systems, cooling circuits, local/district heating, drinking water supply, energy monitoring



<https://www.ksb.com/en-gb/lc/B95A>

## Level control valves to DIN/EN

### CONDA-VLC



PN	16
DN	25 - 300
T [°C]	≥ -10 - ≤ +70

### Description

Float valve to DIN/EN for controlling maximum and minimum liquid levels in tanks, with flanged ends (DN 40-300) or threaded ends (DN 25-32), body made of nodular cast iron; valve disc, stem, float and seat made of stainless steel.

### Applications

Water supply systems, industry and building services. For controlling water levels.



<https://www.ksb.com/en-gb/lc/C52A>

## Pressure reducing valves to DIN/EN

### CONDA-VRC



PN	16/25/40/63
DN	15 - 150
T [°C]	≥ -10 - ≤ +70

### Description

Direct-acting pressure reducing valve to DIN/EN with flanged ends (DN 50-150) or threaded ends (DN 15-50), body made of nodular cast iron; valve disc, stem and seat made of stainless steel.

### Applications

In water supply systems for controlling downstream pressure, in fire-fighting systems for reducing excess pressure caused by pumps, in irrigation systems, industry and building services as an efficient protection against water hammer.



<https://www.ksb.com/en-gb/lc/C53A>

## Pressure sustaining valves to DIN/EN

### CONDA-VSM



PN	16/25/40
DN	50 - 150
T [°C]	≥ -10 - ≤ +70

#### Description

Direct-acting pressure sustaining valve to DIN/EN with flanged ends, body made of nodular cast iron, valve disc, stem and seat made of stainless steel.

#### Applications

Controlling upstream pressure in water supply systems, irrigation systems or fire-fighting systems, in industry and building services.



<https://www.ksb.com/en-gb/lc/C53A>

## Air valves to DIN/EN

### BOAVENT-AVF



PN	16
DN	50 - 300
T [°C]	≥ -10 - ≤ +120

#### Description

Automatic air valve with two floats and three functions. Flanged ends, body made of nodular cast iron, double-chamber design with ABS floats. The air valve ensures proper operation of piping systems. It is specially designed to allow the entry and discharge of large volumes of air and the release of air pockets in working conditions.

#### Applications

Water supply, clean water, irrigation.



<https://www.ksb.com/en-gb/lc/B45A>

### BOAVENT-SIF



PN	16
DN	25 - 200
T [°C]	≥ -10 - ≤ +70

#### Description

Automatic air valve with one float and three functions. With flanged ends (DN 25-300R) or threaded ends (DN 25-150), body made of stainless steel, single-chamber design with polypropylene float. The air valve ensures proper operation of piping systems. It is specially designed to allow the entry and discharge of large volumes of air and the release of air pockets in working conditions.

#### Applications

Water supply, clean water, irrigation.



<https://www.ksb.com/en-gb/lc/B47A>

### BOAVENT-SVA



PN	16
DN	50 - 200
T [°C]	≥ -10 - ≤ +60

#### Description

Automatic air valve with one float and three functions. With flanged ends or threaded ends, body made of nodular cast iron, single-chamber design with polypropylene float. The air valve ensures proper operation of piping systems. It is specially designed to allow the entry and discharge of large volumes of air and the release of air pockets in working conditions.

#### Applications

Water supply, waste water, untreated waste water.



<https://www.ksb.com/en-gb/lc/B46A>

## BOAVENT-SVF



PN	16/25/40
DN	25 - 300
T [°C]	≥ -10 - ≤ +70

### Description

Automatic air valve with one float and three functions. With flanged ends (DN 25-300R) or threaded ends (DN 25-150), body made of nodular cast iron (PN 16-40) or carbon steel (PN 64), single-chamber design with polypropylene float. The air valve ensures proper operation of piping systems. It is specially designed to allow the entry and discharge of large volumes of air and the release of air pockets in working conditions.

### Applications

Water supply, clean water, irrigation.



<https://www.ksb.com/en-gb/lc/B47A>

## Vent valves for nuclear applications

### SISTO-VentNA



PN	16
DN	15
T [°C]	≥ -20 - ≤ +100

### Description

Soft-seated vent valve with butt weld ends, for nuclear applications

### Applications

Heating systems, air-conditioning systems.



<https://www.ksb.com/en-gb/lc/S53A>

### SISTO-KRVNA



PN	16
DN	25 - 100
T [°C]	≥ -20 - ≤ +100

### Description

Vent valve with flanged or butt weld ends, for nuclear applications, soft-seated, with floating ball.

### Applications

Tank venting, drainage systems.



<https://www.ksb.com/en-gb/lc/S35A>

## Start and stop control valves to DIN/EN

### ZJSVA/ZXSVA



PN	≤ 600
DN	65/60 - 250/125
T [°C]	≥ -10 - ≤ +650

### Description

Start and stop control valve to DIN/EN, with butt weld ends, pressure seal design, billet-forged body, seat/disc interface made of wear and corrosion resistant Stellite, single-piece stem and throttling plug assembly for high differential pressures.

### Applications

In industrial plants, power stations, process engineering and shipbuilding. For water and steam. Other non-aggressive fluids such as gas or oil on request.



● m, e, p

<https://www.ksb.com/en-gb/lc/Z06A>

## Gate valves to DIN/EN

### COBRA-SGP/SGO



PN 10/16  
DN 40 - 600  
T [°C]  $\geq -10 - \leq +110$

#### Description

Gate valve to DIN/EN with flanged ends, elastomer-coated wedge, bolted bonnet, rotating stem, inside screw, body made of nodular cast iron.

#### Applications

Water supply systems, water treatment systems, air-conditioning systems.



m, e

<https://www.ksb.com/en-gb/lc/C50A>

### COBRA-SMP



PN 16  
DN 40 - 300  
T [°C]  $\geq -10 - \leq +110$

#### Description

Gate valve to DIN/EN with flanged ends, bolted bonnet, metal-seated, rotating stem, inside screw, body and flexible wedge made of nodular cast iron, stem and seats made of stainless steel.

#### Applications

Water supply systems, heating systems, air-conditioning systems, general industrial applications, building services.



m, e

<https://www.ksb.com/en-gb/lc/C47A>

### ECOLINE SP



PN 10/16  
DN 40 - 200  
T [°C]  $\geq -10 - \leq +110$

#### Description

Gate valve to DIN/EN with flanged ends, bolted bonnet, metal-seated, rotating stem, inside screw, body made of cast iron, seats made of brass.

#### Applications

Water supply systems, heating systems, air-conditioning systems, general industrial applications, water engineering, building services.



m, e

<https://www.ksb.com/en-gb/lc/E71A>

### ECOLINE GT 40



PN 10 - 40  
DN 50 - 800  
T [°C]  $\geq -10 - \leq +400$

#### Description

Gate valve to DIN/EN with flanged ends or butt weld ends, bolted bonnet, body made of cast steel, non-rotating stem, with flexible wedge, seat/disc interface made of wear and corrosion resistant 13 % chrome steel or Stellite.

#### Applications

Industrial plants, process engineering and shipbuilding. For water and steam. Other non-aggressive fluids such as gas or oil on request.



m, e

<https://www.ksb.com/en-gb/lc/EF2A>

### ECOLINE GTM



PN 10/16  
DN 40 - 300  
T [°C]  $\geq 0 - \leq +120$

#### Description

Gate valve to DIN/EN with flanged ends, metal-seated, bolted bonnet, rising stem, outside screw and yoke; body made of nodular cast iron.

#### Applications

Irrigation systems, domestic water supply, waste water treatment plants, water supply systems, cooling circuits, water treatment systems, air-conditioning systems, building services



<https://www.ksb.com/en-gb/lc/EI6A>

## ECOLINE GTR-N



PN	10/16/25
DN	40 - 1200
T [°C]	≥ 0 - ≤ +120

### Description

Gate valve to DIN/EN with flanged ends, elastomer-coated wedge, bolted bonnet, rotating non-rising stem, body made of nodular cast iron.

### Applications

Irrigation systems, domestic water supply, waste water treatment plants, water supply systems, water treatment systems, air-conditioning systems, building services



<https://www.ksb.com/en-gb/lc/ED1B>

## ECOLINE GTR-T



PN	10/16/25
DN	40 - 1200
T [°C]	≥ 0 - ≤ +120

### Description

Gate valve to DIN/EN with flanged ends, elastomer-coated wedge, bolted bonnet, rising stem, outside screw and yoke, body made of nodular cast iron.

### Applications

Irrigation systems, domestic water supply, waste water treatment plants, water supply systems, water treatment systems, air-conditioning systems, building services



<https://www.ksb.com/en-gb/lc/ED1B>

## STAAL 40 AKD/AKDS



PN	10 - 40
DN	50 - 900
T [°C]	≥ -10 - ≤ +530

### Description

Gate valve to DIN/EN with flanged ends (AKD) or butt weld ends (AKDS), with bolted bonnet, body of forged or welded construction, non-rotating stem, split wedge with flexibly mounted discs for precise alignment with the body seats. Seat/disc interface made of wear and corrosion resistant 17 % chrome steel.

### Applications

Industrial plants, power stations, process engineering and shipbuilding. For water and steam. Other non-aggressive fluids such as gas or oil on request.



**m, e**

<https://www.ksb.com/en-gb/lc/S16A>

## STAAL 100 AKD/AKDS



PN	63 - 100
DN	50 - 600
T [°C]	≥ -10 - ≤ +530

### Description

Gate valve to DIN/EN with flanged ends (AKD) or butt weld ends (AKDS), with bolted bonnet, body of forged or welded construction, non-rotating stem, split wedge with flexibly mounted discs for precise alignment with the body seats. Seat/disc interface made of wear and corrosion resistant 17 % chrome steel or Stellite.

### Applications

Industrial plants, power stations, process engineering and shipbuilding. For water and steam. Other non-aggressive fluids such as gas or oil on request.



**m, e, p**

<https://www.ksb.com/en-gb/lc/S32A>

## AKG-A/AKGS-A



PN	63 - 160
DN	65 - 300
T [°C]	≥ -10 - ≤ +550

### Description

Gate valve to DIN/EN with flanged ends (AKG-A) or butt weld ends (AKGS-A), pressure seal design, body of forged or welded construction, non-rotating stem, split wedge with flexibly mounted discs for precise alignment with the body seats. Seat/disc interface made of wear and corrosion resistant 17 % chrome steel or Stellite.

### Applications

Industrial plants, power stations, process engineering and shipbuilding. For water and steam. Other non-aggressive fluids such as gas or oil on request.



**m, e, p**

<https://www.ksb.com/en-gb/lc/A01A>

## ZTS



PN	≤ 600
Class	4500
DN	50 - 800
NPS [inch]	2 - 32
T [°C]	≥ -10 - ≤ +650

**Description**

Gate valve to DIN/EN or ANSI/ASME with butt weld ends, pressure seal design, billet-forged body, seat/disc interface made of wear and corrosion resistant Stellite, split wedge with flexibly mounted discs for precise alignment with the body seats.

**Applications**

Industrial plants, power stations, process engineering and shipbuilding. For water and steam. Other non-aggressive fluids such as gas or oil on request.



m, e, p

<https://www.ksb.com/en-gb/lc/Z05A>

## Gate valves to ANSI/ASME

## ECOLINE GTB 150-600



Class	150 - 600
NPS [inch]	2 - 12
T [°C]	≥ 0 - ≤ +427

**Description**

Gate valve to ANSI/ASME with flanged ends or butt weld ends, cast steel/stainless steel body, trim and bellows made of stainless steel, with bolted bonnet, outside screw and yoke, sealed by graphite gland packing and metal bellows, stainless steel/graphite gaskets.

**Applications**

Petrochemical plants, chemical plants, power stations, process engineering and general industrial applications; for thermal oil, steam, toxic and volatile fluids. Other fluids on request.



m, e

<https://www.ksb.com/en-gb/lc/EH7A>

## ECOLINE GTB 800



Class	150 - 800
NPS [inch]	½ - 2
T [°C]	≥ 0 - ≤ +427

**Description**

Gate valve to ANSI/ASME with threaded sockets (NPT) or socket weld ends (SW), cast steel/stainless steel body, trim and bellows made of stainless steel, bolted bonnet, outside screw and yoke, sealed by graphite gland packing and metal bellows, stainless steel/graphite gaskets.

**Applications**

Petrochemical plants, chemical plants, power stations, process engineering and general industrial applications; for thermal oil, steam, toxic and volatile fluids. Other fluids on request.



m, e

<https://www.ksb.com/en-gb/lc/E20A>

## ECOLINE GTC 150-600



Class	150 - 600
NPS [inch]	2 - 24
T [°C]	≥ 0 - ≤ +649

**Description**

Gate valve to ANSI/ASME with flanged ends, cast steel A216 WCB, Trim 8 (Stellite/13 % chrome steel) for Class 150/300/600, Trim 5 (Stellite/Stellite) for Class 600, with bolted bonnet, outside screw and yoke, non-rotating stem, flexible wedge, graphite gland packing, stainless steel/graphite gaskets.

**Applications**

Industrial plants, power stations, process engineering, refineries, oil and marine applications; for water, steam, gas, oil and other non-aggressive fluids.



m, e

<https://www.ksb.com/en-gb/lc/E59A>

## ECOLINE GTF 150-600



Class	150 - 600
NPS [inch]	½ - 2
T [°C]	≥ 0 - ≤ +593

### Description

Gate valve to ANSI/ASME with flanged ends, forged steel A105, Trim 8 (Stellite/13 % chrome steel), with bolted bonnet, outside screw and yoke, non-rotating stem, single-piece wedge, graphite gland packing, stainless steel/graphite gaskets, reduced bore.

### Applications

Industrial applications, power stations, process engineering, refineries, oil and marine applications; water, steam, gas, oil and other non-aggressive fluids.



● m, e

<https://www.ksb.com/en-gb/lc/EF6A>

## ECOLINE GTF 800



Class	800
NPS [inch]	½ - 2
T [°C]	≥ 0 - ≤ +593

### Description

Gate valve to ANSI/ASME with threaded sockets (NPT), butt weld ends (BW) or socket weld ends (SW), Trim 8 (Stellite/13 % chrome steel), with bolted bonnet, outside screw and yoke, single-piece wedge, graphite gland packing, stainless steel/graphite gaskets, available in carbon steel and alloy steel.

### Applications

Industrial applications, power stations, process engineering, refineries, oil and marine applications; water, steam, gas, oil and other non-aggressive fluids.



● m, e

<https://www.ksb.com/en-gb/lc/E61A>

## ECOLINE GTV 150-300



Class	150 - 300
NPS [inch]	2 - 12
T [°C]	≥ -29 - ≤ +427

### Description

Gate valve to ANSI/ASME with flanged ends, cast steel A216 WCB, A351 CF8/CF8M/CN7M, Trims 2/8/10/13 for Class 150/300, with bolted bonnet, outside screw and yoke, non-rotating stem, flexible wedge, graphite gland packing, stainless steel / graphite gasket.

### Applications

Fine chemicals, food industry, general industry; water, steam, gas and other fluids.



● m, e

<https://www.ksb.com/en-gb/lc/EE9B>

## SICCA 150-600 GTC



Class	150 - 600
NPS [inch]	2 - 48
T [°C]	≥ 0 - ≤ +595

### Description

Gate valve to ANSI/ASME with flanged or butt weld ends, with bolted bonnet, outside screw and yoke, flexible wedge, rising stem, non-rising handwheel, Stellite hard-faced seat/disc interface made of 13 % chrome steel, with graphite gasket and gland packing. Available in carbon steel, low-alloy steel and stainless steel.

### Applications

Power stations, general industry and process engineering. For water, steam, oil, gas and non-aggressive fluids. Other fluids on request.



● m, e

<https://www.ksb.com/en-gb/lc/S77A>

## SICCA 900-3600 GTC



Class	900 - 3600
NPS [inch]	2 - 34
T [°C]	≥ 0 - ≤ +650

### Description

Gate valve to ANSI/ASME with butt weld ends, pressure seal design, split wedge, outside screw and yoke, rising stem and non-rising handwheel, Stellite hard-faced seat/disc interface and back seat, with graphite gasket and gland packing. Available in carbon steel and alloy steel.

### Applications

Power stations, general industry and process engineering. For water, steam, oil, gas and non-aggressive fluids. Other fluids on request.



● m, e

<https://www.ksb.com/en-gb/lc/S83A>

## SICCA 150-2500 GTF



Class	150 - 2500
NPS [inch]	¼ - 2½
T [°C]	≥ 0 - ≤ +816

### Description

Gate valve to ANSI/ASME with NPT (F) threaded ends or socket weld ends, or integral flange (Class 150 - 600) with bolted bonnet (Class 150 - 800) or welded bonnet (Class 1500/2500), solid wedge, outside screw and yoke, Stellite hard-faced seat/disc interface made of 13 % chrome steel, with graphite gaskets and gland packing. Available in carbon steel, low-alloy steel and stainless steel.

### Applications

Refineries, power stations, general industry and process engineering. For water, steam, oil, gas and non-aggressive fluids. Other fluids on request.



m, e

<https://www.ksb.com/en-gb/lc/S79A>

## Gate valves for nuclear applications

### ZTN



PN	≤ 320
DN	80 - 700
T [°C]	≥ -29 - ≤ +365

### Description

Gate valve with butt weld ends, for nuclear applications, with bolted or pressure seal bonnet, forged or welded body, non-rotating stem, in split-wedge or parallel-disc design, made of steel or stainless steel.

### Applications

Reactor cooling, safety feed, feed water, live steam, cleaning and condensate systems.



m, e, p

<https://www.ksb.com/en-gb/lc/Z14A>

## Body pressure relief valves

### UGS



PN	≥ 10
DN	10 - 15

### Description

Spring-loaded body pressure relief valve to DIN/EN, with or without bursting disc, for gate valves in pressure seal design.

### Applications

Industrial plants, power stations, process engineering and shipbuilding. For water and steam. Other non-aggressive fluids such as gas or oil on request.



<https://www.ksb.com/en-gb/lc/U18A>

## Knife gate valves to DIN/EN

### HERA-BD



PN 10  
DN 50 - 1200  
T [°C]  $\geq -10 - \leq +120$

#### Description

Knife gate valve to DIN/EN with wafer-type single-piece or two-piece body made of nodular cast iron, bi-directional, with gland packing, non-rising stem, corrosion-protected by epoxy coating.

#### Applications

Industrial plants, waste water engineering, process engineering and food industry. For water, waste water and solids-laden fluids. Other fluids on request.



● m, e, p

<https://www.ksb.com/en-gb/lc/H62A>

## Knife gate valves to ANSI/ASME

### HERA-BDS



Class 150  
DN 50 - 600  
T [°C]  $\geq -10 - \leq +120$

#### Description

Knife gate valve to ANSI/ASME with full-lug body made of carbon steel or stainless steel; bi-directional, with gland packing, rubber-lined, rising stem, non-rising handwheel.

#### Applications

Primarily in mining for handling slurries, abrasive fluids and high-density fluids; also in pulp applications, cement plants, waste water treatment plants and the chemical industry. Other fluids on request.



● m, e, p

<https://www.ksb.com/en-gb/lc/H10A>

### HERA-BHT



Class 150  
DN 80 - 600  
T [°C]  $\geq -10 - \leq +100$

#### Description

Knife gate valve to ANSI/ASME with semi-lug body made of carbon steel or stainless steel, bi-directional, with gland packing, through-going blade, rising stem, non-rising handwheel, robust yoke for actuator mounting as standard.

#### Applications

Primarily in mining for handling slurries and high-density fluids; excellent flow characteristic due to through-going blade; also in pulp applications and water applications. Other fluids on request.



● m, e, p

<https://www.ksb.com/en-gb/lc/H09A>

### HERA-SH



Class 150  
DN 50 - 1000  
T [°C]  $\geq -10 - \leq +180$

#### Description

Knife gate valve to ANSI/ASME with full-lug single-piece body made of carbon steel or stainless steel; uni-directional, with gland packing, rising stem, non-rising handwheel.

#### Applications

Industrial plants and waste water engineering, pulp and paper industry, food and beverage industry, chemical industry. For water, waste water and solids-laden fluids. Other fluids on request.



● m, e, p

<https://www.ksb.com/en-gb/lc/HB5A>

## Lift check valves to DIN/EN

### BOA-RPL/RPL F-F



PN 10/16  
DN 25 - 200  
T [°C]  $\geq -10 - \leq +70$

**Description**

Ball check valve to DIN/EN with flanged or female/female-threaded ends, made of nodular cast iron, NBR-coated ball, bolted cover, suitable for installation in vertical or horizontal pipes.

**Applications**

Water supply systems, water treatment systems, waste water.



<https://www.ksb.com/en-gb/lc/B44A>

### BOA-RFV



PN 10/16/25/40/63  
DN 40 - 600  
T [°C]  $\geq -10 - \leq +90$

**Description**

Nozzle check valve to DIN/EN with flanged ends, Venturi-type body, max. flow velocity 2.5 m/s. Body made of cast iron, check disc made of brass and cast iron, seat made of stainless steel. Suitable for installation in horizontal or vertical pipes. Rapid closure without surge pressures.

**Applications**

Water supply systems, heating systems, air-conditioning systems.



<https://www.ksb.com/en-gb/lc/B43A>

### BOA-RVK



PN 6/10/16  
DN 15 - 200  
T [°C]  $\geq -20 - \leq +250$

**Description**

Lift check valve to DIN/EN with wafer-type body, centring aided by the body shape, shut-off by spring-loaded plate or valve disc guided by three stainless steel guiding pins. Low-noise designs with plastic plate (DN 15 - 100) or valve disc with O-ring (DN 125 - 200), maintenance-free.

**Applications**

Industrial plants and heating systems, liquids and gases, hot-water heating systems, high-temperature hot water heating systems, heat transfer systems. Any limits given in the technical codes must be complied with. Not suitable for fluids liable to attack the materials used. Other fluids on request.



<https://www.ksb.com/en-gb/lc/B11A>

### BOA-R



PN 6/16  
DN 15 - 350  
T [°C]  $\geq -10 - \leq +350$

**Description**

Lift check valve to DIN/EN with flanged ends, spring-loaded valve disc, maintenance-free.

**Applications**

Hot-water heating systems, high-temperature hot water heating systems, heat transfer systems. General steam applications in building services and industry. Other fluids on request.



<https://www.ksb.com/en-gb/lc/B10A>

## NORI 40 RXL/RXS



PN	25/40
DN	10 - 300
T [°C]	≥ -10 - ≤ +450

### Description

Lift check valve to DIN/EN with flanged ends (RXL), butt weld ends or socket weld ends (RXS), check disc with closing spring, seat/disc interface made of wear and corrosion resistant chrome steel or chrome nickel steel.

### Applications

Industrial plants, power stations, process engineering and shipbuilding. For water and steam. Other non-aggressive fluids such as gas or oil on request.



<https://www.ksb.com/en-gb/lc/N00A>

## NORI 160 RXL/RXS



PN	63 - 160
DN	10 - 200
T [°C]	≥ -10 - ≤ +550

### Description

Lift check valve to DIN/EN with flanged ends (RXL), butt weld ends or socket weld ends (RXS), check disc with closing spring, seat/disc interface made of wear and corrosion resistant 17 % chrome steel or Stellite.

### Applications

Industrial plants, power stations, process engineering and shipbuilding. For water and steam. Other non-aggressive fluids such as gas or oil on request.



<https://www.ksb.com/en-gb/lc/N10A>

## RGS



PN	250 - 400
DN	10 - 50
T [°C]	≥ -10 - ≤ +580

### Description

Lift check valve to DIN/EN with butt weld or socket weld ends, Y-pattern, check disc with closing spring, pressure seal design, Hastelloy-faced body seats.

### Applications

Industrial plants, power stations, process engineering and shipbuilding. For water and steam. Other non-aggressive fluids such as gas or oil on request.



<https://www.ksb.com/en-gb/lc/R01A>

## BOACHEM-RXA



PN	10 - 40
DN	15 - 400
T [°C]	≥ -10 - ≤ +400

### Description

Lift check valve to DIN/EN with flanged ends, body made of stainless steel, check disc with closing spring, lapped seat/disc interface.

### Applications

Process engineering, industry, building services, food and beverage industries, for aggressive fluids. Other fluids on request.



<https://www.ksb.com/en-gb/lc/B37B>

## Lift check valves to ANSI/ASME

### ECOLINE PTF 150-600



Class	150 - 600
NPS [inch]	½ - 2
T [°C]	≥ 0 - ≤ +593

#### Description

Lift check valve to ANSI/ASME with flanged ends, forged steel A105, Trim 8 (Stellite/13 % chrome steel), reduced bore, with bolted cover, spring-loaded valve disc.

#### Applications

Industrial plants, power stations, process engineering, refineries, oil and marine applications; for water, steam, gas, oil and other non-aggressive fluids.



<https://www.ksb.com/en-gb/lc/E63A>

### ECOLINE PTF 800



Class	800
NPS [inch]	½ - 2
T [°C]	≥ 0 - ≤ +593

#### Description

Lift check valve to ANSI/ASME with threaded sockets (NPT), butt weld ends (BW) or socket weld ends (SW), Trim 8 (Stellite/13 % chrome steel), with bolted cover, spring-loaded valve disc, available in carbon steel and alloy steel.

#### Applications

Industrial plants, power stations, process engineering, refineries, oil and marine applications; for water, steam, gas, oil and other non-aggressive fluids.



<https://www.ksb.com/en-gb/lc/E64A>

### SICCA 150-4500 PCF



Class	150 - 4500
NPS [inch]	¼ - 2½
T [°C]	≥ 0 - ≤ 816

#### Description

Lift check valve to ANSI/ASME with threaded sockets (NPT), butt weld ends (BW) or socket weld ends (SW) or integral flange (Class 150 - 600), Trim 8 (Stellite/13 % chrome steel), with bolted cover (Class 150 - 800) or welded cover (Class 1500/2500/4500), spring-loaded check disc, available in carbon steel, low-alloy steel and stainless steel.

#### Applications

Refineries, power stations, general industry and process engineering. For water, steam, oil, gas and non-aggressive fluids. Other fluids on request.



<https://www.ksb.com/en-gb/lc/S81A>

## Lift check valves for nuclear applications

### NUCA lift check valves



PN	≤ 210
DN	10 - 50
T [°C]	≥ -29 - ≤ +365

#### Description

Lift check valve with butt weld ends or socket weld ends, for nuclear applications, with replaceable seat (NUCA-ES), straight-way pattern, made of steel or stainless steel.

#### Applications

Reactor cooling, moderator, safety feed, feed water, live steam and cleaning systems.



<https://www.ksb.com/en-gb/lc/N74A>

## RJN



PN	≤ 140
DN	80 - 600
T [°C]	≥ -29 - ≤ +300

### Description

Damped lift check valve with butt weld ends, for nuclear applications, individually selectable damping characteristic, made of steel or stainless steel.

### Applications

Feed water and live steam systems.

## RYN



PN	≤ 210
DN	65 - 300
T [°C]	≥ -29 - ≤ +365

### Description

Combined lift check/shut-off valve with butt weld ends, for nuclear applications, Y-pattern, with gland packing or bellows, made of steel or stainless steel.

### Applications

Feed water and live steam systems.



<https://www.ksb.com/en-gb/lc/R67A>

## Swing check valves to DIN/EN

### ECOLINE WT/WTI



PN	16
DN	50 - 300
T [°C]	≥ -10 - ≤ +110

### Description

Swing check valve to DIN/EN with wafer-type body; body and valve disc made of carbon steel (WT) or stainless steel (WTI), O-ring made of Viton.

### Applications

Irrigation systems, district heating, domestic water supply, waste water treatment plants, air-conditioning systems, cooling circuits, water supply systems.



<https://www.ksb.com/en-gb/lc/E80A>

### STAAL 40 AKK/AKKS



PN	10 - 40
DN	80 - 400
T [°C]	≥ -10 - ≤ +450

### Description

Swing check valve to DIN/EN with flanged ends (AKK) or butt weld ends (AKKS), with bolted cover, internally mounted hinge pin, body of welded construction, seat/disc interface made of wear and corrosion resistant 17 % chrome steel.

### Applications

Industrial plants, power stations, process engineering and shipbuilding. For water and steam. Other non-aggressive fluids such as gas or oil on request.



<https://www.ksb.com/en-gb/lc/S34A>

## STAAL 100 AKK/AKKS



PN	63 - 100
DN	80 - 400
T [°C]	≥ -10 - ≤ +530

### Description

Swing check valve to DIN/EN with flanged ends (AKK) or butt weld ends (AKKS), with bolted cover, internally mounted hinge pin, body of forged or welded construction, seat/disc interface made of wear and corrosion resistant 17 % chrome steel or Stellite.

### Applications

Industrial plants, power stations, process engineering and shipbuilding. For water and steam. Other non-aggressive fluids such as gas or oil on request.



<https://www.ksb.com/en-gb/lc/S36A>

## AKR/AKRS



PN	63 - 100
DN	80 - 300
T [°C]	≥ -10 - ≤ +550

### Description

Swing check valve to DIN/EN with flanged ends (AKR) or butt weld ends (AKRS), pressure seal design, internally mounted hinge pin, body of forged and welded construction, seat/disc interface made of wear and corrosion resistant 17 % chrome steel or Stellite.

### Applications

Industrial plants, power stations, process engineering and shipbuilding. For water and steam. Other non-aggressive fluids such as gas or oil on request.



<https://www.ksb.com/en-gb/lc/A03A>

## ZRS



PN	≤ 600
DN	50 - 800
T [°C]	≥ -10 - ≤ +650

### Description

Swing check valve to DIN/EN with butt weld ends, pressure seal design, internally mounted hinge pin, billet-forged body; seat/disc interface made of wear and corrosion resistant Stellite.

### Applications

Industrial plants, power stations, process engineering and shipbuilding. For water and steam. Other non-aggressive fluids such as gas or oil on request.



<https://www.ksb.com/en-gb/lc/Z01A>

## SISTO-RSK/RSKS



PN	16
DN	25 - 300
T [°C]	≥ -20 - ≤ +140

### Description

Swing check valve to DIN/EN with flanged ends, in straight-way pattern, full bore, body with coating or lining, slanted-seat design, static sealing to atmosphere; with soft rubber encapsulated pre-loaded valve disc featuring short travel to closure.

### Applications

Building services, industry and power stations; suitable for drinking water, service water, fluids handled in the food and beverage industry, abrasive and aggressive products in chemical engineering and process engineering.



<https://www.ksb.com/en-gb/lc/S65A>

## SERIE 2000



PN	16
Class	150/300
DN	50 - 600
T [°C]	≥ -196 - ≤ +538

### Description

Dual-plate check valve with single-piece, wafer-type body made of lamellar graphite cast iron, nodular cast iron, steel or stainless steel; metal/elastomer-seated or metal/metal-seated, maintenance-free, connections to EN, ASME or JIS.

### Applications

Building services: heating, air-conditioning, water supply, irrigation, water treatment. General processes: water, air, gas. Process engineering, chemical and petrochemical industry, sugar industry, paper industry, water supply, desalination, marine applications: water, air, gas, hydrocarbons.



<https://www.ksb.com/en-gb/lc/S51A>

## Swing check valves to ANSI/ASME

### ECOLINE SCC 150-600



Class 150 - 600  
NPS [inch] 2 - 24  
T [°C]  $\geq 0 - \leq +816$

#### Description

Swing check valve to ANSI/ASME with flanged ends, cast steel A216 WCB, Trim 8 (Stellite/13 % chrome steel) for Class 150/300/600, Trim 5 (Stellite/Stellite) for Class 600, with bolted cover, internally mounted hinge pin (2"-12"), stainless steel/graphite gaskets.

#### Applications

Refineries, power stations, process engineering and general industry; water, steam, oil, gas. Other fluids on request.



<https://www.ksb.com/en-gb/lc/E68A>

### ECOLINE SCF 150-600



Class 150 - 600  
NPS [inch] ½ - 2  
T [°C]  $\geq 0 - \leq +593$

#### Description

Swing check valve to ANSI/ASME with flanged ends, forged steel A105, Trim 8 (Stellite/13 % chrome steel), reduced bore, with bolted cover, internally mounted hinge pin.

#### Applications

Industrial plants, power stations, process engineering, refineries, oil and marine applications; for water, steam, gas, oil and other non-aggressive fluids.



<https://www.ksb.com/en-gb/lc/EF7A>

### ECOLINE SCF 800



Class 800  
NPS [inch] ½ - 2  
T [°C]  $\geq 0 - \leq +593$

#### Description

Swing check valve to ANSI/ASME with threaded sockets (NPT), butt weld ends (BW) or socket weld ends (SW), Trim 8 (Stellite/13 % chrome steel), with bolted cover (Class 800) or welded cover (Class 1500 and 2500), internally mounted hinge pin, available in carbon steel and alloy steel.

#### Applications

Industrial plants, power stations, process engineering, refineries, oil and marine applications; for water, steam, gas, oil and other non-aggressive fluids.



<https://www.ksb.com/en-gb/lc/E70A>

### ECOLINE SCV 150-300



Class 150 - 300  
NPS [inch] 2 - 12  
T [°C]  $\geq -29 - \leq +427$

#### Description

Swing check valve to ANSI/ASME with flanged ends, cast steel A216 WCB, A351 CF8/CF8M/CN7M, Trims 2/8/10/13 for Class 150/300, with bolted cover and stainless steel / graphite gasket.

#### Applications

Fine chemicals, food industry and general industry. For water, steam, gas and other fluids. Other fluids on request.



<https://www.ksb.com/en-gb/lc/EF4B>

## SICCA 150-600 SCC



Class	150 - 600
NPS [inch]	2 - 44
T [°C]	≥ 0 - ≤ +595

### Description

Swing check valve to ANSI/ASME with flanged or butt weld ends, with bolted cover, internally bracket-mounted hinge pin (up to NPS 12) or body-mounted hinge pin (NPS > 12). Bigger nominal sizes with anti-slam/dash pot arrangement (optional), graphite gaskets. Stellite hard-faced seat/disc interface made of 13 % chrome steel. Available in carbon steel, low-alloy steel and stainless steel.

### Applications

Power stations, general industry and process engineering. For water, steam, oil, gas and non-aggressive fluids. Other fluids on request.



<https://www.ksb.com/en-gb/lc/S78A>

## SICCA 900-3600 SCC



Class	900 - 3600
NPS [inch]	2 - 34
T [°C]	≥ 0 - ≤ +650

### Description

Swing check valve to ANSI/ASME with butt weld ends, pressure seal design, internally mounted hinge pin, Stellite hard-faced seat/disc interface, with graphite gasket. Available in carbon steel and alloy steel.

### Applications

Power stations, general industry and process engineering. For water, steam, oil, gas and non-aggressive fluids. Other fluids on request.



<https://www.ksb.com/en-gb/lc/S84A>

## Swing check valves for nuclear applications

### SISTO-RSKNA



PN	16
DN	25 - 300
T [°C]	≥ -20 - ≤ +100

### Description

Swing check valve with flanged ends, body with or without lining, soft-seated, no dead volumes, straight-way pattern, full bore, slanted seat, static sealing to atmosphere; with soft rubber encapsulated pre-loaded valve disc featuring short travel to closure.

### Applications

Waste water systems, pump systems.



<https://www.ksb.com/en-gb/lc/S52A>

### ZRN



PN	≤ 210
DN	80 - 700
T [°C]	≥ -29 - ≤ +365

### Description

Swing check valve for nuclear applications, with butt weld ends, with bolted cover, internally mounted hinge pin, forged body made of steel or stainless steel.

### Applications

Safety feed, feed water, live steam and condensate systems.



<https://www.ksb.com/en-gb/lc/Z13A>

## Tilting disc check valves to DIN/EN

### COBRA-TDC01/03



PN	10/16/25/40
DN	150 - 1400
T [°C]	≥ -10 - ≤ +80

**Description**

Tilting disc check valve to DIN/EN with flanged ends, with lever and counterweight/hydraulic damper, body and valve disc made of nodular cast iron, body seats made of stainless steel.

**Applications**

Water supply systems



<https://www.ksb.com/en-gb/lc/C51A>

## Strainers to DIN/EN

### BOA-S



PN	6/16/25
DN	15 - 400
T [°C]	≥ -10 - ≤ +350

**Description**

Strainer to DIN/EN with flanged ends, with standard or fine screen; all nominal sizes with drain plug in the cover. Made of grey cast iron or nodular cast iron.

**Applications**

Hot-water heating systems, high-temperature hot water heating systems, heat transfer systems. General steam applications in building services and industry. Other fluids on request.



<https://www.ksb.com/en-gb/lc/B09A>

### NORI 40 FSL/FSS



PN	25/40
DN	15 - 300
T [°C]	≥ -10 - ≤ +450

**Description**

Strainer to DIN/EN with flanged ends (FSL) or butt weld ends (FSS), made of cast steel, with standard or fine screen; all nominal sizes with drain plug in the cover, optional magnetic insert.

**Applications**

Heat transfer systems, industrial plants, building services and shipbuilding. For thermal oils, water, steam, gas and other non-aggressive fluids. Other fluids on request.



<https://www.ksb.com/en-gb/lc/N33A>

### BOACHEM-FSA



PN	10 - 40
DN	15 - 400
T [°C]	≥ -10 - ≤ +400

**Description**

Strainer to DIN/EN with flanged ends, body made of stainless steel, with standard or fine screen; all nominal sizes with drain plug in the cover.

**Applications**

Process engineering, industry, building services, food and beverage industries, for aggressive fluids. Other fluids on request.



<https://www.ksb.com/en-gb/lc/B36B>

## Strainers to ANSI/ASME

### ECOLINE FYC 150-600



Class	150 - 600
NPS [inch]	2 - 12
T [°C]	≥ 0 - ≤ +816

#### Description

Strainer to ANSI/ASME with flanged ends, Y-pattern, bolted cover, cast steel A216 WCB, screen made of stainless steel 304, mesh width 1.5 mm.

#### Applications

Refineries, power stations, process engineering and general industry; water, steam, oil, gas. Other fluids on request.



<https://www.ksb.com/en-gb/lc/E53A>

### ECOLINE FYF 800



Class	800
NPS [inch]	½ - 2
T [°C]	≥ 0 - ≤ +450

#### Description

Strainer to ANSI/ASME with threaded sockets (NPT) or socket weld ends (SW), Y-pattern, with bolted cover, forged steel A105, screen made of stainless steel 304. Mesh width 0.8 to 0.9 mm.

#### Applications

Industrial plants, power stations, process engineering, refineries, oil and marine applications; for water, steam, gas, oil and other non-aggressive fluids.



<https://www.ksb.com/en-gb/lc/EG1A>

## Centred-disc butterfly valves

### BOAX-CBV13



PN	10/16
DN	50 - 1200
T [°C]	≥ -10 - ≤ +70

#### Description

Centred-disc butterfly valve with epoxy coating. Perfect shut-off in either flow direction. Flanged ends to EN standards, body made of nodular cast iron, valve disc made of stainless steel.

#### Applications

Shut-off or control duties, drinking water, seawater, water supply systems, water treatment systems and water distribution systems, waste water, irrigation, ultra-pure water, air, oil.



m, e, p

<https://www.ksb.com/en-gb/lc/B49A>

### BOAX-S/SF



PN	6/10/16
DN	20 - 600
T [°C]	≥ -10 - ≤ +130

#### Description

Centred-disc butterfly valve with ISO 5211 compliant square shaft end for butterfly valves from DN 350, with heat barrier and elastomer liner (EPDM XU or nitrile K), with lever, manual gearbox or electric actuator (BOAX-S and BOAX-SF); semi-lug body (T2) or full-lug body (T4) for downstream dismantling and dead-end service. Valve disc made of stainless steel 1.4308, connections to EN.

#### Applications

Building services, heating, ventilation, air-conditioning systems, for drinking water.



m, e

<https://www.ksb.com/en-gb/lc/B12A>

## BOAX-B



PN	10/16
DN	40 - 1000
T [°C]	≥ -10 - ≤ +130

**Description**

Centred-disc butterfly valve with ISO 5211 compliant square shaft end, sealed by elastomer liner (EPDM XC / XU or nitrile K), with lever, manual gearbox, pneumatic or electric actuator; wafer-type body (T1), semi-lug body (T2), full-lug body (T4), flanged body (T5). Body types T2 and T4 are suitable for downstream dismantling and dead-end service. Valve disc made of nodular cast iron or stainless steel. Connections to EN.

**Applications**

Engineering contractors. General water circuits, fuel oil, oil. Shut-off and control duties in water management, water supply and water treatment, drainage and irrigation.



● m, e, p + AMTROBOX/AMTRONIC U/SMARTRONIC U <https://www.ksb.com/en-gb/lc/B16A>

## ISORIA 10/16



PN	10/16
DN	40 - 1000
T [°C]	≥ -30 - ≤ +200

**Description**

Centred-disc butterfly valve with ISO 5211 compliant square shaft end, sealed by elastomer liner, with lever or manual gearbox, pneumatic, electric or hydraulic actuator. Wafer-type body (T1), semi-lug body (T2), full-lug body (T4) or flanged body with flat faces (T5). Body types T2 and T4 are suitable for downstream dismantling and dead-end service with counterflange. Connections to EN, ASME, JIS.

**Applications**

Shut-off and control duties in all industrial and energy sectors.



● m, e, h, p + AMTROBOX/AMTRONIC U/SMARTRONIC U <https://www.ksb.com/en-gb/lc/IO0A>

## ISORIA 20/25



PN	20/25
DN	32 - 1000
T [°C]	≥ -30 - ≤ +200

**Description**

Centred-disc butterfly valve with ISO 5211 compliant square shaft end, sealed by elastomer liner, with lever or manual gearbox, pneumatic, electric or hydraulic actuator. Semi-lug body (T2), full-lug body (T4) or U-section body with flat faces (T5). Body types T2, T4 and T5 are suitable for downstream dismantling and dead-end service with counterflange. Connections to EN, ASME, JIS.

**Applications**

Shut-off and control duties in all industrial and energy sectors.



● m, e, h, p + AMTROBOX/AMTRONIC U/SMARTRONIC U <https://www.ksb.com/en-gb/lc/IO2A>

## MAMMOUTH



PN	6/10/16/20/25
DN	1050 - 4000
T [°C]	≥ 0 - ≤ +80

**Description**

Centred-disc butterfly valve, sealed by elastomer liner, with manual gearbox, electric, hydraulic or counterweight actuator, U-section body with flat faces (T5), connections to EN, ASME or JIS.

**Applications**

Water supply, water treatment, irrigation, drainage, desalination (reverse osmosis, multi-stage flash), industry. Cooling circuits and fire protection. Shipbuilding, steel industry and power stations (hydraulic, thermal, nuclear). Shut-off and control duties in all industrial sectors.



● m, e, p + AMTROBOX/AMTRONIC U/SMARTRONIC U <https://www.ksb.com/en-gb/lc/MO1A>

## KE



PN	10
DN	40 - 600
T [°C]	≥ -20 - ≤ +200

**Description**

Centred-disc butterfly valve with ISO 5211 compliant square shaft end and PFA liner. With lever, manual gearbox, pneumatic or electric actuator. With wafer-type body (T1), full-lug body (T4) or U-section body with raised faces (T6). EN, ASME, JIS connections possible.

**Applications**

In the chemical industry, highly corrosive fluids: toxic and highly corrosive fluids which cannot be handled by metals or elastomers, thus requiring the sole use of PFA. Moderately corrosive and aggressive fluids allowing the use of a PFA liner with a stainless steel valve disc. Fluids requiring absolutely safe handling.



● m, e, h, p + AMTROBOX/AMTRONIC U/SMARTRONIC U <https://www.ksb.com/en-gb/lc/K02A>

## Double-offset butterfly valves

## APORIS-DEB02



PN	10/16/25/40
DN	100 - 2000
T [°C]	≥ -10 - ≤ +80

**Description**

Double-offset butterfly valve with epoxy coating. Perfect shut-off in either flow direction. Flanged ends to EN standards, body and valve disc made of nodular cast iron.

**Applications**

Shut-off or control duties; drinking water, seawater, air, water engineering.



● m, e, p <https://www.ksb.com/en-gb/lc/A80A>

## DANAIS 150



PN	≤ 25
Class	150
DN	50 - 1200
T [°C]	≥ -50 - ≤ +260

**Description**

Double-offset butterfly valve with ISO 5211 compliant square shaft end, with plastomer seat (also in fire-safe design), metal seat or elastomer seat (FKM [VITON R] or NBR [nitrile]). Lever or manual gearbox, pneumatic, electric or hydraulic actuator. Body made of nodular cast iron, cast steel, stainless steel or duplex stainless steel (254 SMO). Wafer-type body (T1), full-lug body (T4), T4 suitable for downstream dismantling and dead-end service with counterflange. Connections to EN, ASME or JIS. Fire-safe design tested and certified to API 607. Fugitive emissions performance tested and certified to EN ISO 15848-1. ATEX-compliant version in accordance with Directive 2014/34/EU.

**Applications**

Petroleum, gas, chemical and petrochemical industry, marine applications, transport of petroleum products and chemicals, sugar industry, geothermal energy, shipbuilding, low-pressure steam, vacuum service, mining, corrosive fluids, cleaning agents, highly aggressive fluids, brine, paper and pulp industry, fertilisers. All applications requiring offset-disc butterfly valves.



● m, e, h, p + AMTROBOX/AMTRONIC U/SMARTRONIC U <https://www.ksb.com/en-gb/lc/D01A>

## DANAIS MTII



PN	25/50
Class	150/300
DN	50 - 1000
T [°C]	≥ -50 - ≤ +260

### Description

Double-offset butterfly valve with ISO 5211 compliant square shaft end, with elastomer seat or metal seat (fire-safe), without gland packing, maintenance-free, with lever or manual gearbox, pneumatic, electric or hydraulic actuator, body made of steel or stainless steel. Wafer-type body (T1), full-lug body (T4) or flanged body (T7) with flat or raised faces. Body types T4 and T7 are suitable for dead-end service. Connections to EN, ASME or JIS. Certified to German TA Luft Technical Guidelines on Air Quality Control.

### Applications

Petroleum, gas, chemical and petrochemical industry, nuclear power stations, onshore and offshore plants; steam, vacuum and all applications requiring offset-disc butterfly valves; industrial gases (air separation units, oxygen)



● m, e, h, p + AMTROBOX/AMTRONIC U/SMARTRONIC U <https://www.ksb.com/en-gb/lc/DO2A>

## DANAIS CRYO



PN	≤ 25
Class	150
DN	80 - 1200
T [°C]	≥ -253 - ≤ +200

### Description

Double-offset butterfly valve for cryogenic applications; body with flanged ends (T7) with raised faces, or body with butt weld ends made of stainless steel to ASME Class 150, JIS, fire-safe design.

### Applications

Liquefied natural gas (LNG) in LNG terminals and LNG tank farms, for marine transport. Supply of liquefied natural gas, hydrogen or ammonia.



● m, e, h, p + AMTROBOX/AMTRONIC U/SMARTRONIC U <https://www.ksb.com/en-gb/lc/D40A>

## DANAIS CRYO AIR



PN	10/16
Class	150
DN	50 - 600
T [°C]	≥ -253 - ≤ +200

### Description

Double-offset butterfly valve for cryogenic applications, wafer-type body (T1), full-lug body (T4).

### Applications

Air separation units (nitrogen, oxygen, argon, etc.), hydrogen, helium, Teisan Compact Nitrogen (TCN).



● m, e, h, p + AMTROBOX/AMTRONIC U/SMARTRONIC U <https://www.ksb.com/en-gb/lc/D16A>

## Triple-offset butterfly valves

### TRIODIS 150



PN	≤ 25
Class	150
DN	50 - 1200
T [°C]	≥ -196 - ≤ +450

### Description

Triple-offset butterfly valve, metal-seated (fire-safe), without gland packing, maintenance-free, with lever or manual gearbox, pneumatic, electric or hydraulic actuator. Body made of steel or stainless steel, full-lug body (T4), flanged body (T7) with flat or raised faces, body with butt weld ends (BWSE). Body types T4 and T7 are suitable for dead-end service. Connections to EN, ASME or JIS.

Connections to ASME: Schedule 10S, 10, STD and XS to NPS for valves with butt weld ends (other connections on request). Fugitive emissions performance tested and certified to EN ISO 15848-1. Certified to German TA Luft Technical Guidelines on Air Quality Control. Fire-safe design tested and certified to EN ISO 10497 (BS 6755 - API 6FA). ATEX-compliant version in accordance with Directive 2014/34/EU. In compliance with NACE MRO175 / ISO 15156 and MR 0103.

### Applications

Natural gas liquefaction. All liquefied gases. Heat transfer fluids, oil, gas, petrochemical industry, tank farms, refineries, onshore and offshore plants.



● m, e, h, p + AMTROBOX/AMTRONIC U/SMARTRONIC U <https://www.ksb.com/en-gb/lc/T09A>

## TRIODIS 300



PN	≤ 50
Class	300
DN	80 - 1200
T [°C]	≥ -196 - ≤ +450

### Description

Triple-offset butterfly valve, metal-seated (fire-safe), without gland packing, maintenance-free, with lever or manual gearbox, pneumatic, electric or hydraulic actuator. Body made of steel or stainless steel, full-lug body (T4), flanged body (T7) with flat or raised faces, body with butt weld ends (BWSE). Body types T4 and T7 are suitable for dead-end service. Connections to EN, ASME or JIS.

Connections to ASME: Schedule 40S and STD to NPS for valves with butt weld ends (other connections on request). Fugitive emissions performance tested and certified to EN ISO 15848-1. Certified to German TA Luft Technical Guidelines on Air Quality Control. Fire-safe design tested and certified to EN ISO 10497 (BS 6755 - API 6FA). ATEX-compliant version in accordance with Directive 2014/34/EU. In compliance with NACE MRO175 / ISO 15156 and MR 0103.

### Applications

Natural gas liquefaction. All liquefied gases. Heat transfer fluids, aggressive fluids, oil, gas, petrochemical industry, tank farms, refineries, onshore and offshore plants.



● m, p + AMTROBOX/AMTRONIC U/SMARTRONIC U

<https://www.ksb.com/en-gb/lc/T11A>

## TRIODIS 600



PN	≤ 100
Class	600
DN	150 - 1000
T [°C]	≥ -196 - ≤ +260

### Description

Triple-offset butterfly valve, metal-seated (fire-safe), without gland packing, maintenance-free, with lever or manual gearbox, pneumatic, electric or hydraulic actuator. Body made of steel or stainless steel, full-lug body (T4), flanged body (T7) with flat or raised faces. Body types T4 and T7 are suitable for dead-end service. Connections to EN, ASME or JIS (other connections on request). Fugitive emissions performance tested and certified to EN ISO 15848-1. Certified to German TA Luft Technical Guidelines on Air Quality Control. Fire-safe design tested and certified to BS 6775-2. ATEX-compliant in accordance with Directive 2014/34/EU. In compliance with NACE MRO175 / ISO 15156 and MR 0103.

### Applications

Natural gas liquefaction. All liquefied gases. Heat transfer fluids, aggressive fluids, oil, gas, petrochemical industry, tank farms, refineries, onshore and offshore plants.



● m, p + AMTROBOX/AMTRONIC U/SMARTRONIC U

<https://www.ksb.com/en-gb/lc/T12A>

## Butterfly valves for nuclear applications

### CLOSSIA



PN	≤ 5,5
DN	250 / 500 / 750 / 1000
T [°C]	≥ -20 - ≤ +170

### Description

Double-offset butterfly valve, metal-seated, maintenance-free. Steel body with one flanged and one weld end connection. With safety actuator with manual, pneumatic or electric actuation.

### Applications

In the containment of nuclear power stations.



● m, e, p

<https://www.ksb.com/en-gb/lc/C71A>

## Combined butterfly/check valve

### DUALIS



DN 500 - 1400  
T [°C]  $\geq -10 - \leq +65$

#### Description

Combined butterfly/check valve with single-acting hydraulically controlled counterweight actuator. For mounting on valves with DN 500 to 1400.

#### Applications

For installation in the pump discharge lines of pumping stations. Power station cooling circuits. Protects pipelines and turbines.



<https://www.ksb.com/en-gb/lc/D03A>

## Single-piece ball valves

### MP-CI/MP-II



PN 16  
DN 15 - 150  
T [°C]  $\geq -10 - \leq +200$

#### Description

Ball valve to DIN/EN with wafer-type body made of Kanigen-treated carbon steel (MP/CI) or stainless steel (MP/II), stainless steel ball, PTFE/graphite seat.

#### Applications

Irrigation and fire-fighting systems, domestic water supply, air-conditioning systems, cooling circuits, water supply systems.



● m, p + AMTROBOX/AMTRONIC U

<https://www.ksb.com/en-gb/lc/M77A>

### PROFIN VT1



PN 40  
DN 8 - 50  
T [°C]  $\geq -20 - \leq +150$

#### Description

Ball valve to ANSI/ASME with threaded ends (BSP), single-piece body, reduced bore, solid ball, blowout-proof shaft, body made of stainless steel.

#### Applications

Spray irrigation systems, general irrigation systems, fire-fighting systems, air-conditioning systems, paint shops, snow-making systems, washing plants, water supply systems, mining, pressure boosting, chemical industry, process engineering, paper and pulp industry, domestic water supply, heating, ventilation and air-conditioning applications. For cleaning agents, condensate, cooling water, corrosive fluids, drinking water, fire-fighting water, lubricants, oil, river water, seawater, groundwater, service water, wash water and solvents.



● m

<https://www.ksb.com/en-gb/lc/P03A>

## Two-piece ball valves

### ECOLINE BLT 150-300



Class	150 / 300
DN	15 - 300
T [°C]	≥ -10 - ≤ +200

#### Description

Ball valve to ANSI/ASME with flanged ends, two-piece body, full bore, floating ball, plastomer sealing (also in fire-safe design).

#### Applications

General industry, power stations, chemical industry, petrochemical industry and all related branches of industry, paper industry, food industry and pharmaceutical industry.



● m, e, p

<https://www.ksb.com/en-gb/lc/E48A>

### PROFIN VT2L



PN	40
DN	8 - 80
T [°C]	≥ -20 - ≤ +150

#### Description

Ball valve to ANSI/ASME with threaded ends (BSP), two-piece body, full bore, solid ball, anti-static design, blowout-proof shaft, body made of stainless steel.

#### Applications

Spray irrigation systems, general irrigation systems, fire-fighting systems, air-conditioning systems, paint shops, snow-making systems, washing plants, water supply systems, mining, pressure boosting, chemical industry, process engineering, paper and pulp industry, domestic water supply, heating, ventilation and air-conditioning applications. For cleaning agents, condensate, cooling water, corrosive fluids, drinking water, fire-fighting water, lubricants, oil, river water, seawater, groundwater, service water, wash water and solvents.



● ● m

<https://www.ksb.com/en-gb/lc/P12A>

## Three-piece ball valves

### ECOLINE BLC 1000



Class	1000 WOG
DN	8 - 100
T [°C]	≥ -10 - ≤ +200

#### Description

Ball valve to ANSI/ASME with threaded ends (NPT), butt weld or socket weld ends, three-piece body, full bore, floating ball. Plastomer sealing (also in fire-safe design).

#### Applications

General industry, power stations, chemical industry, petrochemical industry and all related branches of industry, paper industry, food industry and pharmaceutical industry.



● m, p

<https://www.ksb.com/en-gb/lc/E47A>

### PROFIN SI3



PN	16/40
DN	15 - 100
T [°C]	≥ -20 - ≤ +150

#### Description

Ball valve to ANSI/ASME with flanged ends, threaded ends (BSP) or long butt weld ends, three-piece body, full bore, solid ball, top flange to ISO 5211, anti-static design, blowout-proof shaft, spring-loaded shaft seal, body made of stainless steel.

#### Applications

Spray irrigation systems, general irrigation systems, fire-fighting systems, air-conditioning systems, paint shops, snow-making systems, washing plants, water supply systems, mining, pressure boosting, chemical industry and process engineering, paper and pulp industry, domestic water supply, heating, ventilation and air-conditioning systems. For cleaning agents, condensate, cooling water, corrosive fluids, drinking water, fire-fighting water, lubricants, oil, river water, seawater, groundwater, service water, wash water and solvents.



● ● m, p

<https://www.ksb.com/en-gb/lc/P14A>

## PROFIN VT3



PN	40
DN	8 - 100
T [°C]	≥ -20 - ≤ +150

### Description

Ball valve to ANSI/ASME with flanged ends, threaded ends (BSP) or long butt weld ends, three-piece body, full bore, solid ball, blowout-proof shaft, body made of stainless steel.

### Applications

Spray irrigation systems, general irrigation systems, fire-fighting systems, air-conditioning systems, paint shops, snow-making systems, washing plants, water supply systems, mining, pressure boosting, chemical industry and process engineering, paper and pulp industry, domestic water supply, heating, ventilation and air-conditioning systems. For cleaning agents, condensate, cooling water, corrosive fluids, drinking water, fire-fighting water, lubricants, oil, river water, seawater, groundwater, service water, wash water and solvents.



<https://www.ksb.com/en-gb/lc/P13A>

## Soft-seated diaphragm valves to DIN/EN

### SISTO-KB



PN	10
DN	15 - 200
T [°C]	≥ -20 - ≤ +140

### Description

Diaphragm valve to DIN/EN with flanged ends, in straight-way pattern; shut-off and sealing to atmosphere by diaphragm; hydraulically favourable full bore body with coating or lining, position indicator with integrated stem protection. From DN 125 with threaded bush. All moving parts are separated from the fluid by the diaphragm. Maintenance-free.

### Applications

Building services, industry, power stations; suitable for abrasive and aggressive products such as service water, waste water, acids, alkaline solutions, sludges and suspensions.



<https://www.ksb.com/en-gb/lc/S47A>

### SISTO-16



PN	16
DN	15 - 300
T [°C]	≥ -10 - ≤ +160

### Description

Weir-type diaphragm valve to DIN/EN with flanged ends or threaded socket ends, in straight-way pattern; shut-off and sealing to atmosphere by supported and confined diaphragm; body with coating or lining, position indicator with integrated stem protection. All moving parts are separated from the fluid by the diaphragm. Maintenance-free.

### Applications

Building services, industry and power stations; suitable for drinking water, service water, air, oil, technical gases, fluids handled in the food and beverage industry, abrasive and aggressive products in chemical engineering and process engineering.



<https://www.ksb.com/en-gb/lc/S40A>

## SISTO-16S



PN	16
DN	15 - 200
T [°C]	≥ -20 - ≤ +160

### Description

Weir-type diaphragm valve to DIN/EN with flanged ends, short face-to-face length, in straight-way pattern; shut-off and sealing to atmosphere by supported and confined diaphragm; body with or without lining, position indicator with integrated stem protection. All moving parts are separated from the fluid by the diaphragm. Maintenance-free.

### Applications

Building services, industry and power stations; suitable for drinking water, service water, air, oil, technical gases, fluids handled in the food and beverage industry, abrasive and aggressive products in chemical engineering and process engineering.



m, e, p

<https://www.ksb.com/en-gb/lc/S42A>

## SISTO-16RGAMaXX



PN	16
DN	15 - 80
T [°C]	≥ -10 - ≤ +90

### Description

Weir-type diaphragm valve to DIN/EN with threaded socket ends, straight-way pattern, body made of stainless steel for drinking water installations to DIN 1988, DIN-DVGW-approved for water acc. to test W 270, in compliance with the latest German Environment Agency guideline; shut-off and sealing to atmosphere by confined and supported SISTOMaXX diaphragm; position indicator with integrated stem protection. All moving parts are separated from the fluid by the diaphragm. Maintenance-free.

### Applications

Drinking water, particularly drinking water installations to DIN 1988, seawater, all service water qualities.



m

<https://www.ksb.com/en-gb/lc/S41B>

## SISTO-16TWA



PN	16
DN	15 - 200
T [°C]	≥ -10 - ≤ +140

### Description

Weir-type diaphragm valve to DIN/EN with flanged ends, straight-way pattern, for drinking water installations to DIN 1988, DIN-DVGW-approved for water acc. to test W 270, in compliance with the latest elastomers guideline of the German Environment Agency; shut-off and sealing to atmosphere by confined and supported SISTOMaXX diaphragm; position indicator with integrated stem protection. All moving parts are separated from the fluid by the diaphragm. Maintenance-free.

### Applications

SISTO-16TWA (drinking water up to 90 °C): drinking water, particularly drinking water installations to DIN 1988, water containing chlorine, seawater, etc.  
SISTO-16HWA (hot water up to 140 °C): all service water qualities. SISTO-16DLU (compressed air up to 90 °C): compressed air with oil content, oils and technical gases.



m, e, p

<https://www.ksb.com/en-gb/lc/S43A>

## SISTO-20



PN	16
DN	15 - 300
T [°C]	≥ -20 - ≤ +160

### Description

Weir-type diaphragm valve to DIN/EN with flanged ends, threaded socket ends or socket weld ends, in straight-way pattern; shut-off and sealing to atmosphere by supported and confined diaphragm; body with coating or lining, position indicator with integrated stem protection. All moving parts are separated from the fluid by the diaphragm. Maintenance-free.

### Applications

Building services, industry and power stations; suitable for drinking water, service water, air, oil, technical gases, fluids handled in the food and beverage industry, abrasive and aggressive products in chemical engineering and process engineering.



m, e, p

<https://www.ksb.com/en-gb/lc/S44A>

## SISTO-C



PN	16
DN	6 - 200
T [°C]	≥ -20 - ≤ +160

**Description**

Diaphragm valve with butt weld ends or clamps; in straight-way, Y or T pattern, or as a multi-port valve; shut-off and sealing to atmosphere by confined and supported diaphragm. No dead volumes, suitable for sterilisation, SIP/CIP-compliant design, position indicator. All moving parts are separated from the fluid by the diaphragm. Maintenance-free.

**Applications**

Biotechnology, pharmaceutical industry, sterile processes, food and beverage industry.



● m, p

<https://www.ksb.com/en-gb/lc/S46A>

## Diaphragm valves for nuclear applications

## SISTO-20NA



PN	20
DN	8 - 150
T [°C]	≥ -20 - ≤ +100

**Description**

Diaphragm valve with butt weld ends, for nuclear applications, shut-off and sealing to atmosphere by supported and confined diaphragm. All moving parts are separated from the fluid by the diaphragm. Maintenance-free.

**Applications**

Cleaning systems, condensate and cooling water systems, waste water systems, auxiliary systems.



● m, e, p

<https://www.ksb.com/en-gb/lc/S49A>

## SISTO-DrainNA



PN	16
DN	15 - 25
T [°C]	≥ -20 - ≤ +100

**Description**

Diaphragm valve with butt weld ends, for nuclear applications; shut-off and sealing to atmosphere by confined diaphragm. All moving parts are separated from the fluid by the diaphragm. Maintenance-free.

**Applications**

Heating systems, air-conditioning systems, auxiliary systems.



● m

<https://www.ksb.com/en-gb/lc/S33A>

## Feed water bypass valves

## ZJSVM/RJSVM



PN	≤ 600
DN	100 - 800
T [°C]	≥ -10 - ≤ +450

**Description**

Feed water bypass valve to DIN/EN with butt weld ends, pressure seal design, billet-forged body, Z or T pattern, seat/disc interface made of wear and corrosion resistant Stellite, controlled by process fluid.

**Applications**

Industrial plants, power stations, process engineering and shipbuilding. For water and steam. Other non-aggressive fluids such as gas or oil on request.

● m, e, p

## Expansion and anti-vibration joints

### ECOLINE GE1/GE2/GE3



PN	16
DN	15 - 300
T [°C]	≥ -10 - ≤ +105

#### Description

Expansion joint to DIN/EN with flanged or threaded ends, made of EPDM elastomer or NBR, flanges made of nickel-coated carbon steel.

#### Applications

Irrigation, domestic water supply, air-conditioning systems, cooling circuits, food and beverage industry, water treatment, water supply.



<https://www.ksb.com/en-gb/lc/E55A>

### ECOLINE GE4



PN	16
DN	20 - 200
T [°C]	≥ -10 - ≤ +100

#### Description

Anti-vibration joint to DIN/EN, body made of EPDM, flanges to EN standards.

#### Applications

Irrigation, domestic water supply, air-conditioning systems, cooling circuits, food and beverage industry, water treatment, water supply.



<https://www.ksb.com/en-gb/lc/E55A>

## Levers

### CR/CM



T [°C]       $\geq -20 - \leq +80$

**Description**

Two lever versions: flat shaft end or square shaft end to ISO 5211, made of cast iron. CR type series: locks in 10 positions (open, closed and 8 evenly spaced intermediate positions). CM type series: same as CR, with special coating.

**Applications**

Building services, water engineering, energy engineering and industry.

### S/SR/SP



T [°C]       $\geq -20 - \leq +80$

**Description**

Two lever versions: flat shaft end or square shaft end to ISO 5211, made of light metal alloy; S type series: locks in limit positions (open and closed), SR type series: locks in 9 positions (open, closed and 7 evenly spaced intermediate positions), SP type series: locks in any position.

**Applications**

Water engineering, energy engineering and industry

## Manual gearboxes

### MS



Output torque [Nm]      150-11000  
Enclosure      IP67  
T [°C]       $\geq -20 - \leq +120$

**Description**

Manual actuator for operating quarter-turn valves. MS range manual gearbox, irreversible worm gear, handwheel-operated.

**Applications**

Building services, general industrial applications, water and industrial processes in non-corrosive and non-saline environments.



<https://www.ksb.com/en-gb/lc/MA4A>

### MC



Output torque [Nm]      150-63000  
Enclosure      IP66/IP68  
T [°C]       $\geq -60 - \leq +120$

**Description**

Heavy-duty manual actuator for operating quarter-turn valves. MC range manual gearbox, irreversible worm gear, handwheel-operated. Optional: other actuation methods, limit switch boxes, etc.

**Applications**

Building services, industry and process engineering, water management, waste water management, energy, petroleum and natural gas, mining, dredgers and shipbuilding.



● AMTROBOX

<https://www.ksb.com/en-gb/lc/MA9A>

## MA



Output torque [Nm]	≤ 250
Enclosure	IP65
T [°C]	≥ -20 - ≤ +80

**Description**  
Manual actuator for operating quarter-turn valves. MA range manual gearbox, irreversible planetary gear kinematics, handwheel-operated.

**Applications**  
Air-conditioning systems, general industrial applications



AMTROBOX

<https://www.ksb.com/en-gb/lc/M24B>

## Electric actuators

## QuarterTurn AQ, AQL / SQ



Quarter-turn actuator	AQ, AQL / SQ
Enclosure	IP68
Output torque [Nm]	≤ 1200
T [°C]	≥ -30 - ≤ +70

**Description**  
BERNARD CONTROLS or AUMA electric quarter-turn actuators for direct mounting on quarter-turn valves (actuator flange to ISO 5211). For on/off or control duties. Integrated local control or remote control.

**Applications**  
Water engineering, energy engineering and industry



<https://www.ksb.com/en-gb/lc/QO2A>

## MultiTurn SA+GS / SAR+GS



Multi-turn actuator	SA+GS, SAR+GS
Enclosure	IP68
Output torque [Nm]	≤ 180000
T [°C]	≥ -30 - ≤ +70

**Description**  
AUMA electric multi-turn actuators with manual gearbox for direct mounting on quarter-turn valves (actuator flange to ISO 5211). For on/off or control duties. Integrated local control or remote control.

**Applications**  
Water engineering, energy engineering and industry



<https://www.ksb.com/en-gb/lc/MD1A>

## SISTO-LAE



Type	AUMA
Multi-turn actuator	
Enclosure	IP67
Output torque [Nm]	≤ 250

**Description**  
Multi-turn actuators for valves with rising stem, max. closing force 60,000 N, configurable as a function of flow characteristics and valve travel; open/closed-position feedback.

**Applications**  
Building services, industry, power stations, food industry, chemical industry.



<https://www.ksb.com/en-gb/lc/S62A>

## Hydraulic actuators

### HQ EVO



Output torque [Nm]	≤ 55000
Enclosure	IP68
T [°C]	≥ -45 - ≤ +100

#### Description

Single-acting or double-acting hydraulic actuator (gas cartridge or spring) for mounting on quarter-turn valves (butterfly valves or ball valves). Actuator flange to ISO 5211. Control pressure up to 160 bar. Mounts on valves with square or flat shaft end. Force transmission via rack-and-pinion or scotch-yoke kinematics provides output torques of up to 55,000 Nm which are ideal for actuating quarter-turn valves. Equipped with a visual position indicator and adjustable travel stops for open/closed position as standard. Optional manual override. Can be equipped with a hydraulic power unit: for shut-off, as a safety block, ESD block, as a bypass device enabling manual override. Can be combined with all limit switch boxes of the AMTROBOX/AMTROBOX R type series.

#### Applications

Marine



● AMTROBOX

<https://www.ksb.com/en-gb/lc/H15B>

## Pneumatic actuators

### ACTAIR EVO



Output torque [Nm] at a control pressure of 6 bar	≤ 8000
Enclosure	IP68
T [°C]	≥ -50 - ≤ +150

#### Description

Double-acting pneumatic actuator for mounting on quarter-turn valves with ISO 5211 compliant shaft ends (butterfly valves or ball valves). Actuator flange to ISO 5211. Control pressure up to 8 bar. Force transmission via scotch-yoke kinematics provides output torques of up to 8000 Nm which are ideal for actuating quarter-turn valves. Equipped with a visual position indicator and, depending on the actuator size, adjustable travel stops for open/closed position or closed position as standard. Optionally available with mounted or integrated emergency manual override. Suitable for mounting control unit type series AMTROBOX, AMTRONIC U, SMARTRONIC U or any other unit with an interface to VDI/VDE 3845.

#### Applications

Water engineering, energy engineering and industry



● AMTROBOX, AMTRONIC U, SMARTRONIC U

<https://www.ksb.com/en-gb/lc/A59C>

### ACTAIR ECO



Output torque [Nm] at a control pressure of 6 bar	≤ 3500
Enclosure	IP67
T [°C]	≥ -40 - ≤ +150

#### Description

Double-acting pneumatic actuator for mounting on quarter-turn valves with ISO 5211 compliant shaft ends (butterfly valves or ball valves). Actuator flange to ISO 5211. Control pressure up to 8 bar. Force transmission via rack-and-pinion kinematics provides output torques of up to 3500 Nm which are ideal for actuating quarter-turn valves. Equipped with a visual position indicator and, depending on the actuator size, adjustable travel stops for open/closed position or closed position as standard. Optionally available with mounted emergency manual override. Suitable for mounting control unit type series with an interface to VDI/VDE 3845.

#### Applications

Water engineering, energy engineering and industry



●

<https://www.ksb.com/en-gb/lc/A98B>

## DYNACTAIR EVO



Output torque [Nm] at a control pressure of 6 bar	≤ 4000
Enclosure	IP68
T [°C]	≥ -50 - ≤ +150

### Description

Single-acting pneumatic actuator for mounting on quarter-turn valves with ISO 5211 compliant shaft ends (butterfly valves or ball valves). Actuator flange to ISO 5211. Control pressure up to 8 bar. Force transmission via scotch-yoke kinematics provides output torques of up to 4000 Nm which are ideal for actuating quarter-turn valves. Reset to fail-safe position in case of control air failure is effected by means of spring assemblies. Equipped with a visual position indicator and, depending on the actuator size, adjustable travel stops for closed position or open/closed position as standard. Optionally available with mounted or integrated emergency manual override. Suitable for mounting control unit type series AMTROBOX, AMTRONIC U, SMARTRONIC U or any other unit with an interface to VDI/VDE 3845.

### Applications

Water engineering, energy engineering and industry



● AMTROBOX, AMTRONIC U, SMARTRONIC U

<https://www.ksb.com/en-gb/lc/D09C>

## DYNACTAIR ECO



Output torque [Nm] at a control pressure of 6 bar	≤ 1880
Enclosure	IP67
T [°C]	≥ -40 - ≤ +150

### Description

Single-acting pneumatic actuator for mounting on quarter-turn valves with ISO 5211 compliant shaft ends (butterfly valves or ball valves). Actuator flange to ISO 5211. Control pressure up to 8 bar. Force transmission via rack-and-pinion kinematics provides output torques of up to 1800 Nm which are ideal for actuating quarter-turn valves. Reset to fail-safe position in case of control air failure is effected by means of spring assemblies. Equipped with a visual position indicator and, depending on the actuator size, adjustable travel stops for open/closed position or closed position as standard. Optionally available with mounted emergency manual override. Suitable for mounting control unit type series with an interface to VDI/VDE 3845.

### Applications

Water engineering, energy engineering and industry



●

<https://www.ksb.com/en-gb/lc/D64B>

## SISTO-LAP



Control air pressure [bar]	5,5 - 10
Closing force [N]	≤ 250000

### Description

Piston actuator in heavy-duty design for mounting on valves with a linear stem movement (globe valves, diaphragm valves and gate valves). Actuator flange to DIN/ISO 5210. Available in single-acting spring-to-close or spring-to-open design, or double-acting air-to-open/air-to-close design; suitable for mounting limit switches or positioners to suit customer requirements.

### Applications

Building services, industry, power stations, food and beverage industries, and chemical industry. The pneumatic actuators can be used in potentially explosive atmospheres.



<https://www.ksb.com/en-gb/lc/S63A>

## SISTO-LAP.520



Control air pressure [bar]	5,5 - 7
Closing force [N]	≤ 17000

### Description

Piston actuator made of high-grade stainless steel for use on diaphragm valves. Available in single-acting spring-to-close or spring-to-open design, or double-acting air-to-open/air-to-close design; suitable for mounting limit switches or positioners to suit customer requirements, factory-mounted. Settings are adjusted during factory test run.

### Applications

Biotechnology, pharmaceutical industry, sterile processes, food and beverage industry.

## SISTO-DLAP



Control air pressure [bar]	5,5 - 7
Closing force [N]	≤ 17000

### Description

Compact piston actuator for direct mounting on diaphragm valves. Available in single-acting spring-to-close or spring-to-open design, or double-acting air-to-open/air-to-close design; suitable for mounting limit switches or positioners.

### Applications

Building services, industry, power stations, food and beverage industries, and chemical industry. The pneumatic actuators can be used in potentially explosive atmospheres.

## MIL 37-38



Permissible pressure [psi]	65
Stroke [inch]	≤ 4
NPS	11 - 24

### Description

MIL 37 (fail-safe position: spring-to-close) and MIL 38 (fail-safe position: spring-to-open) are pneumatic single-spring diaphragm actuators for linear valves.

### Applications

Ideally suited for all KSB MIL control valves with travels ranging from 0.125 to 4 inches; shut-off and control duties in industry, power stations, process engineering, chemical and petrochemical engineering.



<https://www.ksb.com/en-gb/lc/M79A>

## MIL 67-68



Permissible pressure [psi]	100
Stroke [inch]	< 12
NPS	6 - 24

### Description

High-power high-performance double-acting piston actuator suitable for high supply air pressures (up to 100 psi; system air, natural gas or other non-corrosive gaseous fluids can be used).

### Applications

Ideally suited for all KSB MIL control valves requiring greater power or stroke. Shut-off and control duties in industry, power stations, process engineering, chemical and petrochemical engineering.



<https://www.ksb.com/en-gb/lc/M80A>

## MIL 95-96



Torque range	90 - 27000
T [°C]	≥ -10 - ≤ +93

### Description

Actuators for control duties and on/off applications. Particularly suitable for rotary valves such as trunnion-mounted ball valves, segmented ball valves, butterfly valves and eccentric plug valves. Available in double-acting (MIL 95) and single-acting spring-return (MIL 96) configuration.

### Applications

Preferred actuator for rotary control valve applications. Variation between start/end torque and run torque minimised for better controllability. Provided with four keyways for different actuator mounting positions.



<https://www.ksb.com/en-gb/lc/MC6A>

## Actuator accessories

### EMO



Enclosure	IP66
T [°C]	≥ -20 - ≤ +120

### Description

Emergency manual override using a declutchable manual gearbox with handwheel for mounting on ACTAIR EVO double-acting pneumatic actuators, DYNACTAIR EVO single-acting pneumatic actuators and hydraulic actuators. The manual override is fitted between the valve and the actuator. The manual override has priority over the pneumatic or hydraulic actuator and is locked either in clutched or declutched position using the locking device.

### Applications

Water engineering, energy engineering and industry



<https://www.ksb.com/en-gb/lc/EI3A>

## Process monitoring

### BOATRONIC 100/BOATRONIC 100 MOD



Enclosure	IP54
T [°C]	≥ -20 - ≤ +50

#### Description

Ultrasonic measuring computer for use with balancing, measurement and shut-off valves, and measuring pipes; commissioning, operation and display via the KSB FlowManager app and the KSB ServiceTool; direct measurement without having to enter valve travel; fluid-specific data for water and water/glycol mixtures available for direct selection. BOATRONIC 100: Measuring computer for mobile measurement of flow direction, volume flow rate and temperature, compatible with BOA-Control / BOA-Control IMS balancing and shut-off valves and with BOA-MP measuring pipe; with rechargeable batteries 6x1.2 V AA Mignon (not included in the scope of supply); includes magnetically attaching sensor set (for BOA-Control DN 15-200). BOATRONIC 100 MOD: Measuring computer for monitoring and permanently measuring flow direction, volume flow rate, supply and return temperature, thermal output and quantity of heat using ultrasound; compatible with BOA-Control IMS balancing and shut-off valve and with BOA-MP measuring pipe; communication via 2 analog signals (0/4-20 mA / 0/2-10 V / 0-5 V) and Modbus RTU, supply voltage 24V AC/DC.

#### Applications

Heating, air-conditioning and refrigerating systems, industrial plants, local/district heating, drinking water supply, process/energy monitoring.



<https://www.ksb.com/en-gb/lc/B23C>

### BOA-MP



Enclosure	IP54
PN	16
DN	15 - 200
T [°C]	≥ -10 - ≤ +120

#### Description

Measuring pipe with integrated ultrasonic sensors for identifying flow direction and measuring volume flow rate and temperature, sensors not in contact with fluid handled, constant measuring accuracy independent of minimum differential pressures. Stationary monitoring by means of BOATRONIC 100 MOD (24 V AC/DC, Modbus) of flow direction and volume flow rate; optional measurement of supply and return temperature, thermal output and quantity of heat. Mobile measurement of flow direction, volume flow rate and temperature using the BOATRONIC 100 measuring computer (rechargeable battery powered).

#### Applications

Heating, air-conditioning and refrigerating systems, industrial plants, local/district heating, drinking water supply, process/energy monitoring.



<https://www.ksb.com/en-gb/lc/B96A>

## Monitoring

### AMTROBOX



Enclosure	IP65/IP67/IP68
T [°C]	≥ -20 - ≤ +80

#### Description

Multi-functional AMTROBOX limit switch box. For open/closed position signalling via mechanical limit switches or proximity sensors. AMTROBOX mounts on KSB manual gearboxes, pneumatic actuators and hydraulic actuators.

#### Applications

Water engineering, building services and energy engineering



<https://www.ksb.com/en-gb/lc/A34A>

## AMTROBOX Ex ia



Enclosure  
T [°C]

IP67  
≥ -10 - ≤ +50

### Description

Multi-functional AMTROBOX limit switch box. For open/closed position signalling via mechanical limit switches or proximity sensors. AMTROBOX Ex ia: intrinsically safe version for potentially explosive atmospheres.

### Applications

Water engineering, building services and energy engineering



<https://www.ksb.com/en-gb/lc/A34A>

## AMTROBOX ATEX Zone 22



Enclosure  
T [°C]

IP67  
≥ -10 - ≤ +60

### Description

Multi-functional AMTROBOX limit switch box. For open/closed position signalling via mechanical limit switches or proximity sensors. AMTROBOX ATEX Zone 22: ATEX-compliant version for potentially explosive dust atmospheres (Zone 22).

### Applications

Water engineering, building services and energy engineering



<https://www.ksb.com/en-gb/lc/A34A>

## AMTROBOX M



Enclosure  
T [°C]

IP65  
≥ -20 - ≤ +80

### Description

Limit switch box specially designed for manual actuation. For open/closed position signalling via mechanical limit switches or proximity sensors. AMTROBOX M mounts on the S, CR and CM series of quarter-turn levers (R1020) and manual gearbox types MA 12 and MA 25 (R1021).

### Applications

Water engineering, building services and energy engineering



<https://www.ksb.com/en-gb/lc/A46A>

## AMTROBOX R



Enclosure  
T [°C]

IP68  
≥ -45 - ≤ +80

### Description

Sturdy and multi-functional. For open/closed position signalling via mechanical limit switches or proximity sensors. AMTROBOX R mounts on KSB manual gearboxes, pneumatic actuators, hydraulic actuators and any actuators with VDI/VDE interface.

### Applications

Water engineering, energy engineering, offshore plants and heavy industry



<https://www.ksb.com/en-gb/lc/A47A>

## AMTROBOX R Ex ia



Enclosure  
T [°C]

IP68  
≥ -25 - ≤ +80

### Description

Sturdy and multi-functional. For open/closed position signalling via mechanical limit switches or proximity sensors. AMTROBOX R Ex ia: intrinsically safe version for potentially explosive atmospheres (Zones 0 + 21).

### Applications

Water engineering, energy engineering, offshore plants and heavy industry



<https://www.ksb.com/en-gb/lc/A47A>

## ON/OFF valve controllers

### AMTRONIC U



Enclosure	IP67
Control air pressure [bar]	3 - 8
T [°C]	≥ -20 - ≤ +80

#### Description

On/off control of pneumatic quarter-turn actuators and open/closed position signalling. Mounts directly on ACTAIR EVO / DYNACTAIR EVO actuators with a universal baseplate, providing a rugged, compact and integrated solution. Its integrated directional control valve eliminates the need for any pneumatic lines between AMTRONIC U and the actuator. The actuating time of the actuator can be set via AMTRONIC U's air flow reducer. AMTRONIC U can be connected to Profibus DP or AS-i field buses. AMTRONIC U has been specially developed to reduce control unit cabling. Connection via field bus enables both power supply and control information exchange with the process control system.

#### Applications

Water engineering, energy engineering and industry



<https://www.ksb.com/en-gb/lc/A63B>

### AMTRONIC U Ex ia



Enclosure	IP67
Control air pressure [bar]	3 - 8
T [°C]	≥ -20 - ≤ +80

#### Description

On/off control of pneumatic quarter-turn actuators and open/closed position signalling. Mounts directly on ACTAIR EVO / DYNACTAIR EVO actuators with a universal baseplate, providing a rugged, compact and integrated solution. Its integrated directional control valve eliminates the need for any pneumatic lines between AMTRONIC U and the actuator. The actuating time of the actuator can be set via AMTRONIC U's air flow reducer. The intrinsically safe AMTRONIC U version Ex ia can be operated in potentially explosive atmospheres. It complies with Directive 2014/34/EU and is marked in accordance with CE 0081 Ex II 1 G. Type of protection Ex ia IIC T6 Ga in accordance with EN 60079-0 and EN 60079-11.

#### Applications

Water engineering, energy engineering and industry



<https://www.ksb.com/en-gb/lc/A63B>

### SISTO-SK-i.310



Enclosure	IP65
T [°C]	≥ -20 - ≤ +60

#### Description

Intelligent position feedback unit for pneumatically actuated linear valves, clear visual indication of valve position by colour-coded high-visibility LEDs, user-friendly setting of limit positions by automatic initialisation in situ via magnet, contactless recording of valve travel, connection via M12 connector

#### Applications

Biotechnology, pharmaceutical industry, sterile processes, food and beverage industry, building services, industrial engineering, chemical industry

## Positioners

### SMARTRONIC U MA



Enclosure	IP67
Control air pressure [bar]	3 - 8
T [°C]	≥ -20 - ≤ +80

#### Description

Digital electro-pneumatic positioner powered via the 4-20 mA signal. Mounts on ACTAIR EVO / DYNACTAIR EVO actuators with direct control air supply, or on any type of quarter-turn actuator with VDI/VDE 3845 interface and linear actuators with NAMUR interface. SMARTRONIC U MA reduces investment, commissioning and operating costs as no air is consumed in idle state.



#### Applications

Water engineering, energy engineering and industry

<https://www.ksb.com/en-gb/lc/S05B>

### SMARTRONIC U AS-i



Enclosure	IP67
Control air pressure [bar]	3 - 8
T [°C]	≥ -20 - ≤ +80

#### Description

Digital electro-pneumatic positioner for connection to an AS-i field bus. Certified by AS International. Mounts on ACTAIR EVO / DYNACTAIR EVO actuators with direct control air supply, or on any type of quarter-turn actuator with VDI/VDE 3845 interface and linear actuators with NAMUR interface.



#### Applications

Water engineering, energy engineering and industry

<https://www.ksb.com/en-gb/lc/S03B>

## Intelligent positioners

### SMARTRONIC U PC



Enclosure	IP67
Control air pressure [bar]	3 - 8
T [°C]	≥ -20 - ≤ +80

#### Description

An intelligent, compact and innovative positioner. The integrated control offered by this multi-functional control unit represents the latest in open-loop and closed-loop control technology for valves. The unit attaches directly to ACTAIR EVO and DYNACTAIR EVO actuators with no need for a bracket or external piping, providing a rugged, compact overall solution. SMARTRONIC U PC offers four functions: programmable characteristic curves for valve opening and closing, intelligent positioning, process monitoring and control. SMARTRONIC U PC is PC programmable and can be connected to a Profibus DP field bus.



#### Applications

Water engineering, energy engineering and industry

<https://www.ksb.com/en-gb/lc/S06B>

## **Legal information/Copyright**

Product Portfolio Valves | Actuators | Automation

All rights reserved. The contents provided herein must neither be distributed, copied, reproduced, edited or processed for any other purpose, nor otherwise transmitted, published or made available to a third party without the manufacturer's express written consent.

Subject to technical modification without prior notice.

© KSB SE & Co. KGaA, Frankenthal 2025-12-10









**KSB SE & Co. KGaA**  
Johann-Klein-Straße 9 · 67227 Frankenthal (Germany)  
Tel. +49 6233 86-0  
[www.ksb.com](http://www.ksb.com)